

### Tractography of Persistent Ipsilateral Hemiparesis Following Subdural Hematoma

*Seong-il Oh, Mi Jung Kim, Kyung-Pil Oh, Hyun Young Kim, Seung Hyun Kim, Hee-Jin Kim*

*Brief Communication - Can J Neurol Sci. 2013; 40: 601-602*

**Figure:** Brain MRI and fiber tractography. (A) FLAIR images show asymmetric shrinkage of the right hemisphere and ventricular enlargement in the temporal horn (arrow). (B) Mild asymmetric loss of volume of the left cerebral peduncle in the midbrain can be seen (open arrow). (C, D) Fiber tractography of the corticospinal fiber from the lateral view (C: right lateral view; D: left lateral view). The corticospinal fiber in the tractography of the left hemisphere shows severe degeneration (D), while the corticospinal fiber of the right hemisphere is intact (C).





# COGNIGRAM™



## DID YOU FORGET SOMETHING?

COGNIGRAM™ is a computer-based cognitive evaluation tool that helps physicians in their clinical decision-making for their patients with cognitive impairment. COGNIGRAM™ is not a diagnostic tool.

© 2013 Merck Canada Inc., a subsidiary of Merck & Co., Inc. All rights reserved.  
COGNIGRAM™ is a trademark of CogState Ltd. Used under license.  
Merck Canada Inc. promotes the COGNIGRAM™ test in Canada.  
The COGNIGRAM™ test was created and is supplied by CogState Ltd.

<https://doi.org/10.1186/1745-7581-1716710003523X> Published online by Cambridge University Press





## EDITORIALS

- 443** Epilepsy Care and Research in Canada  
*Jorge Burneo, David Steven*
- 445** Treating Neurological Wilson's Disease; The Expert Opinion is not Good Enough  
*Susan Fox*
- 446** Cholinesterase Inhibitors in Vascular Cognitive Impairment  
*Fadi Massoud*
- 448** Evidence-Based Medicine 20 Years On: A View from the Inside  
*Thomas Agoritsas, Gordon H. Guyatt*
- 450** A Role for the Surgeon-Scientist? What Does the "Evidence" Tell Us?  
*Joseph F. Megyesi*
- 453** Message from the New Editor-in-Chief  
*Robert Chen*
- 454** Databases and Registries on Traumatic Spinal Cord Injury in Canada  
*Julio C. Furlan*

## REVIEW ARTICLES

- 456** Global Incidence and Prevalence of Traumatic Spinal Cord Injury  
*Julio C. Furlan, Brodie M. Sakakibara, William C. Miller, Andrei V. Krassioukov*
- 465** The Evidence-based Medicine Paradigm: Where are We 20 Years Later? Part 1  
*Shashi S. Seshia, G. Bryan Young*
- 475** The Evidence-based Medicine Paradigm: Where are We 20 Years Later? Part 2  
*Shashi S. Seshia, G. Bryan Young*

## HISTORICAL REVIEW

- 482** Niels Stensen: A 17th Century Scientist with a Modern View of Brain Organization  
*André Parent*
- 493** Scandinavian Neuroscience during the Nazi Era  
*Daniel Kondziella, Klaus Hansen, Lawrence A. Zeidman*

## ORIGINAL ARTICLES

- 504** Feasibility of a Dual Neurosurgeon-Scientist Career in Canada: A Survey Study  
*Fady Girgis*
- 512** Parkinson's Disease and Segmental Coordination during Turning: I. Standing Turns  
*Sakineh Akram, James S. Frank, Mandar Jog*
- 520** Parkinson's Disease and Segmental Coordination during Turning: II. Walking Turns  
*Sakineh Akram, James S. Frank, Mandar Jog*
- 527** Utility of the Canadian Treatment Optimization Recommendations (TOR) in MS Care  
*François Grand'Maison, Virender Bhan, Mark S. Freedman, Mary L. Myles, David G. Patry, Daniel H. Selchen, Patrick Moriarty, Anthony L. Traboulsee*
- 536** Sleep-laughing – Hypnogely  
*Nikola N. Trajanovic, Colin M. Shapiro, Srdjan Milovanovic*
- 540** First Seizure While Driving (FSWD) – An Underestimated Phenomenon?  
*Bernd Pohlmann-Eden, Nina Hynick, Karen Legg*
- 546** Gamma Knife in the Treatment of Pituitary Adenomas: Results of a Single Center  
*F.A. Zeiler, M. Bigder, A. Kaufmann, P.J. McDonald, D. Fewer, J. Butler, G. Schroeder, M. West*
- 553** Acute Fulminant Hepatic Failure, Encephalopathy and Early CT Changes  
*Sathees Waran Thayapararajah, Irene Gulka, Ahmed Al-Amri, Sujat Das, G. Bryan Young*

**558** fMRI-Driven DTT Assessment of Corticospinal Tracts Prior to Cortex Resection

*Xiao-xiong Jia, Yang Yu, Xiao-dong Wang, Hui Ma, Qing-hua Zhang, Xue-yin Huang, He-chun Xia*

**564** Cognitive Change in Donepezil Treated Patients with Vascular or Mixed Dementia

*Kenneth Rockwood, Arnold Mitnitski, Sandra E. Black, Matthew Richard, Isabelle Defoy, on behalf of the VASPECT study investigators*

**572** Subthalamic Nucleus Deep Brain Stimulation: An Invaluable Role for MER

*F.A. Zeiler, M. Wilkinson, J.P. Krcek*

**576** The Burden of Inpatient Neurologic Disease in a Tropical African Hospital

*E.E. Philip-Ephraim, K.I. Eyong, S. Chinenye, U.E. William, R.P. Ephraim*

**580** Neuroinvasive West Nile Virus Disease in Canada. The Saskatchewan Experience

*José F. Téllez-Zenteno, Gary Hunter, Lizbeth Hernández-Ronquillo, Edrish Haghir*

**585** Delays in Carotid Endarterectomy: The Process is the Problem

*Dylan Blacquiere, Michael Sharma, Prasad Jetty*

**590** Multiple Sclerosis and Pregnancy: A Comparison Study

*Sura Alwan, Magdalena Dybalski, Irene M. Yee, Talitha M. Greenwood, Elaine Roger, Nancy Nadeau, Pierre Duquette, A. Dessa Sadovnick*

**NEUROIMAGING HIGHLIGHT**

**597** The "Hot Cross Bun" Sign in Leptomeningeal Carcinomatosis

*Hongliang Zhang, Yongfang Tian, Tao Jin, Haining Zhang, Li Sun*

**BRIEF COMMUNICATIONS**

**599** Rapid Resolution of Acute Subdural Hematoma in a Coagulopathic Patient

*Navjot Chaudhary, Daria Krivosheya, Elizabeth Small, Cyril Hsia, Wai Ng, Andrew Leung*

**601** Tractography of Persistent Ipsilateral Hemiparesis Following Subdural Hematoma

*Seong-il Oh, Mi-Jung Kim, Kyung-Pil Oh, Hyun Young Kim, Seung Hyun Kim, Hee-Jin Kim*

**603** Pure Graphogenic Epilepsy - A Rare Form of Reflex Epilepsy

*Shaik Afshan Jabeen, A. Haritha Chowdary, K. Rukmini Mridula, Ajith Cherian, P. Rakhee Kumar, Saileja Sarva, Chikkam V.V.S.N. Murty*

**606** Response of Ictal Asystole to Pacemaker Implantation Documented by Video-EEG/ECG

*Mona AlKhawajah, David B. MacDonald, Abdulaziz AlSemari, Ibrahim AlThubaiti, Donald McLean*

**COMMENTARY**

**609** World Federation of Neurology: Moving into the Future

*Vladimir Hachinski*

**LETTERS TO THE EDITOR**

**612** To the Editor - A Viewpoint about the Treatment of Wilson's Disease

*Abdul Qayyum Rana, Abolfazl Avan, Iqra Aftab, Wasim Mansoor, Tjaard Ubbo Hoogenraad*

**614** To the Editor - Spinocerebellar Ataxia Presenting in the Eighth Decade of Life

*Brian Silver*

**616** To the Editor - Role of Midazolam in Parkinsonian Tremors: To Use or Not to Use

*Tumul Chowdhury, Ronald B. Cappellani, Stephen E. Kowalski*

**616** To the Editor - CT Perfusion in the Management of Acute Stroke

*P. Yen, V. Bhan, G. Gubitz, J. Shankar*

**617** To the Editor - Acute Neurological Complication in Awake Craniotomy; - A Diagnostic Dilemma

*Tumul Chowdhury, Ken Baron, Michael West, Ronald B. Cappellani*

**BOOKS RECEIVED/BOOKS REVIEWED**

**619-622**

**INFORMATION FOR AUTHORS**

**A-7, A-8**



## 2014 CNSF Congress in Beautiful Banff Alberta




Once again we have secured an outstanding hotel property as our Congress venue and host hotel. We will be at the **Fairmont Banff Springs Hotel – June 3 to June 6, 2014!**

Few hotels in the world rival the majesty, hospitality and grandeur of The Fairmont Banff Springs resort, located in the heart of Banff National Park, a UNESCO World Heritage Site. This hotel was styled after a Scottish Baronial Castle and when it opened in 1888, it marked the birthplace of tourism in the Canadian Rockies.

The Fairmont Banff Springs hotel, a National Historical Site of Canada, provides unparalleled options and unique experiences to guests, from inclusive onsite getaways to days of adventure exploring the Rockies.

For the convenience of our Congress delegates, the CNSF has reserved transportation from the Calgary International Airport directly to Banff, through Brewster Corporate Event and Management. The fee is \$40.50 per person, about the same as a taxi fare from the airport to a downtown Calgary Hotel. Enjoy the ride and Enjoy the scenery.



During your stay in our Rocky Mountains, we invite you to join your colleagues for a truly Western barbeque experience amid the majestic mountain peaks.

Just minutes from Banff at Brewster's Mountainview location we will gather 'round the indoor central bonfire for an evening of entertainment and feasting. Transportation to and from the venue is provided.

**Then, looking forward to 2015! The CNSF 50th Annual Congress!**

Hope to see you all at the Fairmont Royal York Hotel in Toronto, June 9 to June 12, 2015.

**Editor-in-Chief/Rédacteur en chef**

Robert Chen TORONTO, ON

**Associate Editors/Rédacteurs associés**

J. Max Findlay EDMONTON, AB  
Mark Sadler HALIFAX, NS  
Mike Poulter LONDON, ON  
Serge Gauthier VERDUN, QC  
Robert Hammond LONDON, ON  
Mary Connolly VANCOUVER, BC

**Past Editors/Anciens rédacteurs en chef**

G. Bryan Young LONDON, ON  
Douglas W. Zochodne CALGARY, AB  
James A. Sharpe TORONTO, ON  
Robert G. Lee CALGARY, AB  
Robert T. Ross WINNIPEG, MB  
(Emeritus Editor, Founding Editor)

**Editorial Board/Comité éditorial**

Jorge Burneo LONDON, ON  
Richard Desbiens QUEBEC CITY, QC  
David Fortin SHERBROOKE, QC  
Mark Hamilton CALGARY, AB  
Hans-Peter Hartung DUSSELDORF, GERMANY  
Michael Hill CALGARY, AB  
Alan C. Jackson WINNIPEG, MB  
Daniel Keene OTTAWA, ON  
James Perry TORONTO, ON  
Oksana Suchowersky EDMONTON, AB  
Brian Toyota VANCOUVER, BC  
Brian Weinschenker ROCHESTER, MN, USA  
Samuel Wiebe CALGARY, AB  
Elaine Wirrell ROCHESTER, MN, USA

**SECTION EDITORS/CONSEIL DE RÉDACTION**

**Neuroimaging Highlight/Neuroimagerie**

David Pelz LONDON, ON

**Neuropathological Conference/Conférence sur la neuropathologie**

Robert Hammond LONDON, ON

**Book Review/Critiques de livres  
Reflections/Reflets**

Andrew Kirk SASKATOON, SK

**Critically Appraised Topic Summaries  
(CATS)**

Jorge Burneo LONDON, ON  
Mary Jenkins LONDON, ON

**Editorial Review Board/Comité de lecture**

Donald Brunet KINGSTON, ON  
Jodie Burton CALGARY, AB  
Lionel Carmant MONTREAL, QC  
Colin Chalk MONTREAL, QC  
K. Ming Chan EDMONTON, AB  
Joseph Dooley HALIFAX, NS  
Paolo Federico CALGARY, AB  
Daryl Fourney SASKATOON, SK  
Hannah Glass SAN FRANCISCO, CA, USA  
Alan Goodridge ST. JOHN'S, NL  
Ian Grant HALIFAX, NS  
Alan Guberman OTTAWA, ON  
John Hurlbert CALGARY, AB  
Manouchehr Javidan VANCOUVER, BC  
Patrick McDonald WINNIPEG, MB  
Martin McKeown VANCOUVER, BC  
Joseph Megyesi LONDON, ON  
Vivek Mehta EDMONTON, AB  
Steven Miller TORONTO, ON  
Neelan Pillay CALGARY, AB  
Christopher Power EDMONTON, AB  
Alex Rajput SASKATOON, SK  
Jean Raymond MONTREAL, QC  
Gary Redekop VANCOUVER, BC  
Harvey Sarnat CALGARY, AB  
John Stewart VANCOUVER, BC  
Jeanne Teitelbaum MONTREAL, QC  
Eve Tsai OTTAWA, ON  
Shannon Venance LONDON, ON  
Matt Wheatley EDMONTON, AB  
Jerome Yager EDMONTON, AB

**Journal Staff/Effectif du journal**

Dan Morin CALGARY, AB  
*Chief Executive Officer*  
Cindy Leschyshyn CALGARY, AB  
*Editorial Coordinator*  
Maggie McCallion CALGARY, AB  
*Designer/Production Coordinator*

**Advertising representative/  
Représentant de publicité**

Donna Irvin  
Tel (403) 229-9544 Fax (403) 229-1661  
E-mail: donna-irvin@cnsfederation.org

**Printer/Imprimeur**

Unicom Graphics, 4501 Manitoba Road SE  
Calgary, Alberta T2G 4B9

**The official journal of: / La revue officielle de :**

**The Canadian Neurological Society  
La Société Canadienne de Neurologie**

**The Canadian Neurosurgical Society  
La Société Canadienne de Neurochirurgie**

**The Canadian Society of Clinical Neurophysiologists  
La Société Canadienne de Neurophysiologie Clinique**

**The Canadian Association of Child Neurology  
L'Association Canadienne de Neurologie Pédiatrique**

The permanent secretariat for the four societies and the Canadian Neurological Sciences Federation is at:

Le secrétariat des quatre associations et de la Fédération des sciences neurologiques du Canada est situé en permanence à :

7015 Macleod Trail SW, Suite 709  
Calgary, Alberta, Canada T2H 2K6  
CNSF (403) 229-9544 / CJNS (403) 229-9575  
Fax (403) 229-1661

The Canadian Journal of Neurological Sciences is published bi-monthly. The annual subscription rate for Individuals (print and online) are: C\$178.00 (Canada), C\$208.00 (US), C\$292.00 (International). Subscription rates for Institutions (print and online) are C\$198.00 (Canada), C\$228.00 (US), C\$312.00 (International). "Online Only": C\$160.00 (Individual), C\$180.00 (Institutional). See [www.cjns.org](http://www.cjns.org) for full details including taxes. Single copies C\$35.00 each plus C\$25.00 shipping and handling. E-mail: [journal@cjns.org](mailto:journal@cjns.org). COPYRIGHT © 2013 by THE CANADIAN JOURNAL OF NEUROLOGICAL SCIENCES INC. All rights reserved. No part of this journal may be reproduced in any form without the prior permission of The Canadian Journal of Neurological Sciences. Postage paid at Calgary, Alberta.

Le Journal Canadien des Sciences Neurologiques est publié tous les deux mois. Voici les prix d'abonnement pour les personnes (imprimé et en ligne) : 178,00 \$ CA (Canada), 208,00 \$ CA (É.-U.), 292,00 \$ CA (international). Voici les prix d'abonnement pour les institutions (imprimé et en ligne) : 198,00 \$ CA (Canada), 228,00 \$ CA (É.-U.), 312,00 \$ CA (international). « En ligne seulement » 160,00 \$ CA (personnes), 180,00 \$ CA (institutions). Visiter [www.cjns.org](http://www.cjns.org) pour tous les détails incluant les taxes. Exemplaires uniques : 35,00 \$ CA l'unité, plus 25,00 \$ CA en frais de port et de manutention. Courriel : [journal@cjns.org](mailto:journal@cjns.org). COPYRIGHT © 2013 du THE CANADIAN JOURNAL OF NEUROLOGICAL SCIENCES INC. Tous droits réservés. Aucune partie de ce journal ne peut être reproduite sous quelque forme que ce soit sans la permission préalable du Journal Canadien des Sciences Neurologiques. Frais de port payés à Calgary, en Alberta.

This journal is indexed by / Cette revue est indexée par :  
Adis International, ArticleFirst, BIOBASE, BioLab, BioSci, BIOSIS Previews, Centre National de la Recherche Scientifique, CSA, CurAb, CurCont, De Gruyter Saur, E-psyche, EBSCO, Elsevier, EMBASE, FRANCIS, IBZ, Internationale Bibliographie der Rezensionen Geistes- und Sozialwissenschaftlicher Literatur, MEDLINE, MetaPress, National Library of Medicine, OCLC, PE&ON, Personal Alert, PsycFIRST, PsycINFO, PubMed, Reac, RefZb, SCI, SCOPUS, Thomson Reuters, TOCpremier, VINITI RAN, Web of Science.

ISSN 0317 - 1671



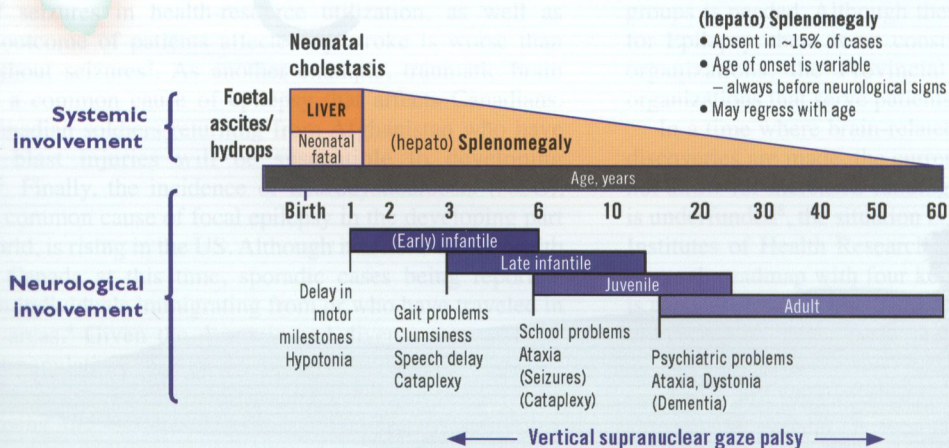
Hepatosplenomegaly +  
 Gelastic Cataplexy +  
 Dementia +  
 Vertical supranuclear Gaze Palsy +  
 Ataxia =

## Sometimes, x PLUS y equals something surprising.

Be on the lookout for the "PLUS": progressive neurologic manifestations PLUS visceral or psychiatric symptoms. When you see the PLUS, think beyond the individual symptoms. You might be facing **Niemann-Pick Disease Type C (NP-C)**.

- NP-C is a rare inborn error of metabolism affecting children and adults
- NP-C is characterized by a broad clinical variability involving neurological, psychiatric, and visceral symptoms
- NP-C is characterized by progressive neurological symptoms and premature death in most patients

Figure: Time course of selected neurovisceral symptoms of Niemann-Pick disease type C



Early diagnosis of Niemann-Pick Disease Type C is crucial.

When you see the following manifestations:

- Neurologic PLUS...
- Visceral PLUS...
- Psychiatric PLUS...

...consider Niemann-Pick Disease Type C and take action.

Refer patients exhibiting signs and symptoms consistent with NP-C to a metabolic genetics specialist.




For more information: [www.npc-si.ca](http://www.npc-si.ca)

Reference: 1. Vanier MT. Niemann-Pick disease type C. *Orphanet Journal of Rare Diseases* 2010; 5:16.





joie de vivre



tripant



château

# québecoriginal



North America / Canada / Québec

1 877 BONJOUR

QuebecOriginal.com

Québec 