

ARTICLE

Sounds too feminine? Blind tastings, phonetic gender scores, and the impact on professional critics

Daniel Kaimann  and Clarissa Laura Maria Spiess Bru

Department of Management, Faculty of Business Administration and Economics, Paderborn University, Paderborn, Germany

Corresponding author: Daniel Kaimann; Email: daniel.kaimann@uni-paderborn.de

Abstract

We shed light on assessing product quality in blind tastings and their potential (gender) biases. We study how phonetic traits of grape varieties suggest product attributes in the context of professional reviews. This study aims to close this research gap and analyze how product variety and phonetic name traits affect expert ratings. We obtained data on 18,609 wines and their ratings from Wine Enthusiast Magazine between 1997 and 2016, yielding a sample of 31,058 observations. We suppose that the gender of the taster needs to be considered to understand what affects tastings and ratings, as women and men might be attracted differently to masculine or feminine names. This study shows that masculine names receive higher evaluations than feminine ones. This phonetic gender gap is driven by lower ratings for white wines by female reviewers and lower ratings for red wines by male reviewers. In addition, white wines are rated lower overall by both men and women.

Keywords: blind tasting; professional ratings; gendered language; phonetic gender score; quasi-experiment

JEL classifications: C33; D82; L66; Q13

1. Introduction

Wine tasting is a complex and ambiguous experience, as objective measures of product quality are not easy to evaluate (Almenberg and Dreber, 2011). However, wine tastings can spark interesting conversations, especially commercial insights (Bodington, 2012). Studies have found that tasting results are influenced by expertise, preferences, and the reviewer's gender (e.g., Castriota et al., 2013). As a result, wine quality is an abstract measure that is difficult to define in absolute terms (Cao and Stokes, 2017). Rankings and ratings of wines are typically provided by the conversion of professional judges

and reviewers (e.g., Ashenfelter and Quandt, 1999). Ranking refers to the arrangement of the objects according to some characteristic, such as from largest to smallest or vice versa (Olkin et al., 2015). Rating entails grouping items into categories based on shared characteristics (Olkin et al., 2015). Given the significant rise in the number of experienced wine tasters, it is imperative to understand how professional judges and reviewers are impacted by given information (i.e., grape variety, wine color, and reviewer's gender) during blind tastings (Wang and Prešern, 2018).

Additionally, sensory qualities, winery reputation, country of origin, and grape varieties indicate product quality (e.g., Oczkowski and Doucouliagos, 2015). Grape varieties especially play a unique role in the wine industry in the context of wine reputation and branding. According to Steiner (2004), consumers regard grape varieties in addition to wine regions as proxies for brands. The grape variety is recognized as an essential determinant of wine quality (for a comprehensive overview, see Outreville and Le Fur, 2020), which can affect the flavors and aromas of the wine. Thus, we assume that grape varieties act as quality parameters to which a particular reputation is assigned.

This study aims to determine whether a grape variety's name's linguistic properties contributed to the implicit transfer of gender-associated traits and the explicit quality assessments of professional judges and reviewers. The current study investigates the hypothesis that consumers prefer and have higher opinions of products with feminine names, which would result in higher ratings and more favorable reviews. By mapping ordinal scaled values to phonetic properties of names (Barry and Harper, 1995), Pogacar et al. (2021) show that names with a high femininity score receive higher ratings and more positive evaluations than products with a high masculinity score. By analyzing professional wine assessments by a critics' network consisting of female and male reviewers, this study also provides evidence that people's perceptions and assessments can be impacted by gender bias. Hence, we are interested in investigating whether female and male judges respond differently to phonetic name traits, potentially influencing the overall ratings and rankings of wines. Klink (2009) has shown that women and men respond with different preferences to gendered language, indicating gender differences in reactions to phonetic name properties. Therefore, we address the following research questions:

1. *How do phonetic name traits impact wine ratings, assuming that specific wine characteristics are known in the professional evaluation process?*
2. *Are female and male reviewers potentially attracted to different phonetic name traits, which affects the overall product rating?*

We address these research questions in a quasi-experimental setting by examining the known parameters in a blind wine tasting on the first stage of the professional review process. Blind tastings take place in groups of five to eight wine samples each, with the producers of the wines and their prices kept secret. The tasters may know general information about a sample, such as its varietal and vintage. They still don't know who makes a particular option or what the suggested retail price is. Because the wines were presented blind, participants were not influenced by information about the wine's origin, label, or price, allowing us to track preferences based solely on the wine's inherent characteristics. The blind tastings possess all characteristics of a

quasi-experiment to establish a cause-and-effect relationship as the reviewers are pre-selected and assigned to specific wine-origin countries, with only a little information provided in the review process. The professional rating score is our variable of primary interest.

We find a significant phonetic gender gap in wine ratings, i.e., female grape varieties receive lower ratings. Heterogeneity analysis by reviewer gender reveals that this penalty depends on both the color of the wine and the gender of the reviewer. In particular, white (red) wines with more feminine names receive lower ratings from women (men). This suggests that both women and men assign a phonetic penalty to the type of wine they generally know or like better (white for women, red for men). We also find that women, on average, rate wines lower than men.

Our study contributes to current research in several ways. This study sheds light on assessing product quality in blind tastings and their potential (gender) biases. Moreover, we aim to investigate the extent to which phonetic traits suggest product attributes in the context of professional reviews and, for this purpose, analyze parameters known to reviewers, such as grape variety. To the best of our knowledge, the impact of this phonetic terminology has not been investigated in the context of wine ratings. Thus, this study aims to close this research gap and investigate how product variety and phonetic name traits affect expert ratings.

Furthermore, we contribute to current research by investigating potential gender bias related to known determinants in the blind tasting review process. The results support the importance of inherent product qualities in wine tasting and ratings among wine producers, enthusiasts, and critics. With these insights, e.g., winemakers, producing firms, wine experts, and wine critics are able to gain further insights into unconscious wine-tasting mechanisms in the wine industry that could affect the evaluated wine quality and, thus, the reputation of wines and wineries.

II. Literature and hypotheses

Previous research has demonstrated that the phonetic patterns of names affect product information, consumer behavior, and even pricing (e.g., Klink, 2001, Pogacar et al., 2015). The association of phonetic patterns and inherent product qualities is known as phonetic symbolism (Keller and Lehmann, 2006). Market participants unconsciously process these associative perceptions, which affect their judgment of names without conscious awareness (e.g., Yorkston and Menon, 2004, Pogacar et al., 2018). The association of specific product attributes over phonological properties has been investigated mainly in experimental studies (e.g., Arora et al., 2022). Following Wu et al. (2013), phonetic symbolism creates brand personalities in that names with front vowels indicate a more feminine brand personality, while names with back vowels construct a masculine brand personality. Moreover, Klink (2009) shows that females prefer the two front vowels [i] and [e], while males prefer the two back vowels [o] and [u]. These studies apparently reveal specific gender-specific preferences for names. At the same time, product characteristics can be evoked by these phonetic structures, which can also be transported as quality-indicating characteristics in wine consumption. For instance, we assume that qualities such as lightness could also be associated with a particular grape variety or wine color.

a. Phonetic gender score

Men's and women's names have distinguishable patterns; thus, individuals learn to discern linguistic gender indicators in names (Barry and Harper, 1995). Barry and Harper (1995) devised a phonetic gender score, a quantitative scale based on a name's length, sounds, and stress that has been used to measure the degree to which a name is feminine or masculine. The phonetic gender score helps determine if a novel or unfamiliar name is feminine or masculine. The phonetic gender score is the sum of two quantitative scales, ranging from -2 (very masculine) to $+2$ (very feminine). Names with positive scores are predominantly feminine. Names with negative scores are predominantly masculine. One scale measures the phonetic traits of the entire name. The other scale measures phonetic traits of the last phoneme (i.e., the characteristics of a single sound). This normative scale is based on American male and female given names. The phonetic gender scores can be applied to a wide variety of names, other ethnic groups, and different languages (e.g., Latin, French, Spanish, German, and Russian), and consumer products, boats, houses, streets, cities, etc. (Barry and Harper, 1995). With later research, it has conceptually been validated (e.g., Cassidy et al., 1999, Slepian and Galinsky, 2016, Whissell, 2001). Table 1 summarizes the phonetic gender score utilized in the present study (see Barry and Harper 1995).

A study by Pogacar et al. (2021) examines how brand names express gender connotations and how this affects performance, choice, and attitudes. It shows how linguistically feminine names improve perceived comfort and brand performance. However, they show that the benefits of feminine brand names are diminished when the products are utilitarian and the average user is male. Additionally, some studies illustrate how gender implications affect names and inherent qualities, in which femininity is associated with attributes such as softness, lightness, and mildness. In contrast, masculine names are associated with opposite qualities (e.g., Klink, 2000). Moreover, Guevremont and Grohmann (2015) have shown that name consonants affect consumers' perceptions. Pogacar et al. (2021) have shown that feminine brand names are

Table 1. Phonetic gender scoring system (based on Barry and Harper 1995)

Scale one		Scale two	
+2	The accent is on the second or later syllable (e.g., Nicole, Sebastian)	+2	The last phoneme is a schwa (e.g., Donna, Joshua)
+1	The accent is on the first of three or more syllables (e.g., Brittany, Christopher)	+1	The last phoneme is any vowel except a schwa (e.g., Ashley, Andrew)
0	The accent is on the first of two syllables, and the name has fewer than six phonemes (Mary, Michael)	0	The last phoneme is m, n, ng, r, or l (e.g., Kathleen, Tyler)
-1	The name has one syllable (e.g., Jill, James)	-1	The last phoneme is f, v, th, s, z, sh, ch, or j (e.g., Phyllis, George)
-2	The accent is on the first of two syllables, and the name has six or more phonemes (e.g., Gertrude, Edward)	-2	The last phoneme is p, b, t, d, k, or g (e.g., Deb, Jeb)

Phonetic gender score = the average of scales one and two.

positively associated with more favorable attitudes and increased consumer choice. Masset et al. (2023) have analyzed over 1400 expert tasting notes and found that more feminine wines receive similar ratings and sell for similar prices as their more masculine counterparts but are perceived as having limited aging potential.

Names are frequently employed in the wine industry to inform customers about the qualities and features of various wines. Motivated by the results of Pogacar et al. (2021), we test whether linguistically feminine names—often associated with positive qualities—receive higher ratings. As a result, we formulate the following hypothesis:

Hypothesis H1: Higher phonetic gender scores, and therefore more feminine names, will receive higher ratings.

b. Gender-specific choices

There are distinct disparities between men's and women's wine-drinking habits and sensory preferences. Mora et al. (2018) have shown that men and women differ in their emotional responses to wine. According to Bruwer et al. (2011), women show specific preferences for wine consumption. They have found that women consume white wine more often than men and prefer wine with a higher sweetness, preferring medium-bodied wines to light or full-bodied ones. Further, they state that female consumers favor sensory qualities such as fruit aromas, fragrances, vegetal flavors, woody aromas, and palate sensations. At the same time, men attach importance to the aged qualities of the wine.

According to Ough and Amerine (1970), women prefer red wines with brighter hue intensity than males. Bartoshuk (2000) finds that women are more likely than men to have high densities of specific types of sensory cells on their tongues, making them so-called supertasters. According to Laeng et al. (1993), men rate sweet drinks higher than women. Bodington (2017) finds minimal variation in the relative wine preferences of men and women. This finding could be attributed to taste physiology and psychology similarities and factors such as cultural milieu, experience, education, and self-selection toward a wine interest. Sena-Estevés et al. (2018) state that women prefer sweeter red wine than males. Using an online poll, Ristic et al. (2019) report variations in hedonic and emotional responses to wine scents between men and women.

On the other hand, Pickering and Hayes (2017) discovered that women's wine type preferences differed from men's for dry sparkling and dry sherry wines. In addition, previous studies have shown that feminine names appeal to women, especially for feminine products (e.g., Yorkston and De Mello 2005). Pogacar et al. (2021) demonstrate that both men and women prefer feminine names and are just as attractive as masculine names for products used by males. These studies suggest that men and women tend to vary in their gustatory preferences for wine consumption, resulting in a potential gender bias concerning reviews of wines. Therefore, gender biases may affect how consumers perceive and evaluate experience goods, whether through associated product attributes or specific taste preferences.

Furthermore, studies demonstrate that brand names that correspond to the usual user's gender are more well-regarded than those that don't (e.g., Yorkston and De Mello, 2005). As a result, gendered language and, thus, the phonetic gender score may also

be moderated by the reviewers' gender. Therefore, we hypothesize that the reviewer's gender is a boundary condition to the perceived phonetic name and, thus, the feminine name advantage. Thus, we state the following hypothesis:

Hypothesis H2a: Females give wines with more feminine names (thus, higher phonetic gender scores) higher ratings compared to males.

Hypothesis H2b: Feminine-gendered names are preferred by women more than men, while masculine-gendered names are preferred by men more than women.

c. Product categories and preferences

Horowitz and Lockshin (2002) examined the correlations between the quality rankings of expert reviewers and the eight grape varieties, Chardonnay, Riesling, Semillon, Sauvignon Blanc, Cabernet, Shiraz, Merlot, and Pinot Noir, and discovered a statistically significant relationship. According to Cardebat and Livat (2016), taste preferences often consider the expert's evaluations. Therefore, we aim to investigate the relationship between the gendered connotations of names and their effects on consumer preferences for red and white wines. They were particularly given that the reviewers can visually judge the wine color during the blind tasting process. While red wines are often attributed qualities such as "warmth" owing to their sensory characteristics (e.g., Gawel et al., 2000), warmth is associated with femininity (e.g., Brown et al., 2018) and affective qualities such as warmth impact ratings and sales (e.g., Aaker et al., 2012). According to Pogacar et al. (2021), feminine names ought to improve perceived warmth and subsequent brand outcomes. Warmth is an affective reaction; thus, specific product categories are more affect-focused than others (e.g., Kervyn et al., 2012). Wang and Prešern (2018) found a preference for wine age, acidity, sweetness, and especially red wines compared to white wines, even when the wines tasted blind. Brower et al. (2011) highlight differences in sensory preferences and wine consumption behavior. Regarding sensory preferences, fruit flavors and aromas are particularly important for women, while men prefer the mature characteristics of wine. We, therefore, expect the benefit from feminine names to be more substantial for red wines than white wines because red wines are appreciated more for warmth than white wines.

Consequently, this study aims to determine whether red wines have a stronger feminine name advantage than white wines. Due to the distinctions in how consumers and reviewers view these two wine categories, we assume that the gender connotations of names and, thus, higher phonetic gender scores will affect consumer preferences for red wines more than white wines. Thus, we formulate the following hypothesis:

Hypothesis H3: The phonetic gender score advantage will be significantly higher for red than white wines.

III. Data and model

The dataset comprises wine reviews from wine-tasting experiments conducted for *Wine Enthusiast Magazine*. It includes specific data on each rated wine bottle's country,

description, winery, designation, rating points, reviews, wine price, province, and region. We obtained data on 18,609 wines professionally rated in blind tasting experiments between 2011 and 2016, yielding a sample of 31,058 individual experiment observations to objectively evaluate the influence of phonetic gender scores on quality outcomes measured by wine experts' ratings.

The *Wine Enthusiast Magazine* was first published in print form in 1988. Since then, it has become a digital platform with the website www.winemag.com and various content, including podcasts, buying guides, and expert opinions. With 4.1 million readers focusing on journalism on wine and beverages, the magazine is regarded as one of the top seven wine publications in the U.S. (Storchmann, 2012). The magazine also provides expert reviews of wines using a predetermined point system, which professional critics provide. According to the magazine information on their website, over 25,000 wines are tested annually as part of this professional grading system run by a network of 25 experts with specialized country-specific knowledge. The reviewers are also allocated as primary reviewers for wine regions, which elevate their status to that of authorities with in-depth knowledge of such regions.

Each bottle of wine tested receives a score between 80 and 100, where 100 is the highest quality rating. The producers of the wines and the prices are kept a secret; the blind tastings are conducted in groups of five to eight wine samples each. Reviewers may be aware of broad details about a sample, such as the vintage and variety. Still, they are unaware of any given option's producer or suggested retail price. We are, therefore, able to track preferences solely based on the intrinsic qualities of the wine because the wines were served blind, which prevented participants from being swayed by label, price, or origin information (Wang and Prešern, 2018, Almenberg and Dreber, 2011).

Hence, the blind tastings possess all the characteristics of a quasi-experiment to establish a cause-and-effect relationship (see Figure 1). The reviewers are randomly assigned to different groups, which ensure that any observed effects are not due to pre-existing differences between the groups. In addition, blind tastings are standardized procedures to ensure all participants are treated equally. This helps to eliminate extraneous variables that could affect the results. As the blind tastings are conducted yearly, the results are reliable and can be generalized. Thus, the femininity and/or masculinity of the variety's name can lead to implicit associations with wine-tasting characteristics.

We primarily focus on the femininity and/or masculinity of the variety's name and the relationship between the ratings from professional reviewers, their gender, and the wine color characteristics. Using a technique by Barry and Harper (1995) (see Table 1), we determined the phonetic gender score of wine types. With values ranging from -2 (extremely masculine) to $+2$ (highly feminine), the phonetic gender score quantifies how much a name is masculine or feminine based on its length, sounds, and stress. This normative scale is based on male and female names from the United States and has conceptual support from research (e.g., Cassidy et al., 1999, Slepian and Galinsky, 2016, Whissell, 2001).

The complete list of model variables included in the regression analyses explains that brand outcome, measured by ratings for wine title i at time t , is

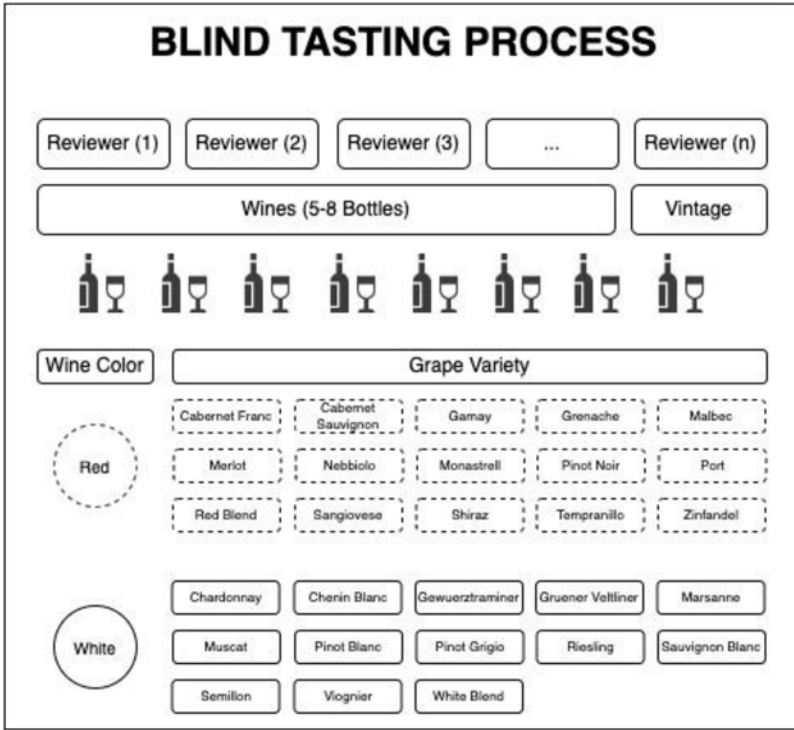


Figure 1. Blind tasting process.

Model I

$$Ratings_{it} = \alpha + \beta \text{Phonetic Gender Score}_i + \vartheta \text{Controls}_i + \varepsilon_{it} \tag{1}$$

Model II

$$Rings_{it} = \alpha + \beta \text{Phonetic Gender Score}_i + \gamma_1 \text{Female Reviewer}_i + \vartheta \text{Controls}_i + \varepsilon_{it} \tag{2}$$

Model III

$$Ratings_{it} = \alpha + \beta \text{Phonetic Gender Score}_i + \gamma_1 \text{Female Reviewer}_i + \delta_1 \text{White Wine}_i + \vartheta \text{Controls}_i + \varepsilon_{it} \tag{3}$$

Model IV

$$\begin{aligned}
 \text{Ratings}_{it} = & \alpha + \beta \text{Phonetic Gender Score}_i \\
 & + \gamma_1 \text{Female Reviewer}_i \\
 & + \gamma_2 (\text{Phonetic Gender Score}_i \times \text{Female Reviewer}_i) \\
 & + \vartheta \text{Controls}_i + \varepsilon_{it}
 \end{aligned} \tag{4}$$

Model V

$$\begin{aligned}
 \text{Ratings}_{it} = & \alpha + \beta \text{Phonetic Gender Score}_i + \delta_1 \text{White Wine}_i \\
 & + \delta_2 (\text{Phonetic Gender Score}_i \times \text{White Wine}_i) \\
 & + \vartheta \text{Controls}_i + \varepsilon_{it}
 \end{aligned} \tag{5}$$

Model VI

$$\begin{aligned}
 \text{Ratings}_{it} = & \alpha + \beta \text{Phonetic Gender Score}_i + \gamma_1 \text{Female Reviewer}_i + \delta_1 \text{White Wine}_i \\
 & + \gamma_2 (\text{Phonetic Gender Score}_i \times \text{Female Reviewer}_i) \\
 & + \delta_2 (\text{Phonetic Gender Score}_i \times \text{White Wine}_i) \\
 & + \vartheta \text{Controls}_i + \varepsilon_{it}
 \end{aligned} \tag{6}$$

where the definitions of each of these individual vectors of variables are consistent with the categories of variables reported in the descriptive statistics shown in [Tables 2](#) and [3](#).

Controls consist of *country of origin*, *province*, and *winery* dummies representing the country of origin and growing region of the wine i . Wine is produced in many countries with unique geographic, climatic, and growing conditions that determine product attributes. Consequently, the control dummies account for the effect of product-inherent characteristics on the taste and quality of the wine and thus on the wine ratings (e.g., Horowitz and Lockshin, 2002).

Specifically, the values of the β coefficient allow us to test hypothesis H_1 , the γ coefficients allow for the testing of H_2 , and the δ coefficients allow for the testing of H_3 .

Using appropriate variables capturing product characteristics, we present correlation coefficients between the variables used in the estimations in [Table 4](#). The highest level of correlation can be observed between the wine colors and the phonetic gender score, with coefficients of -0.15 and $+0.15$. Consequently, these correlation levels are well below the threshold, whereby multicollinearity would significantly affect our results.

[Figure 2](#) shows the distribution of phonetic gender scores for grape varieties and colors, respectively. We see that the distribution of scores for grape varieties is skewed to the left, with 14 grape varieties having a phonetic gender score of 1.5. However, we see that the phonetic gender scores are equally distributed across red (dashed line) and white (solid line) varieties.

So are the average scores (seen in the tiny bubbles), which range from 87 to 92. In addition, we present histograms to provide visual representations of the distribution of

Table 2. Descriptive statistics

Variables	Description	Obs	Mean	Std. dev.	Min	Max
Rating Points	A numerical score given to a wine by professional reviewers. This variable is the outcome of interest and represents the expert's assessment of the wine's quality, given after the blind tasting of wine t at time t .	31,058	89.29	2.946	80	100
Phonetic Gender Score	Derived from a quantitative scale developed by Barry and Harper (1995), the phonetic gender score is used to assess the degree of femininity or masculinity associated with the names of different wine varieties, ranging from -2 (extremely masculine) to $+2$ (extremely feminine).	31,058	0.627	1.461	-2	2
Female Reviewer	A binary variable indicating whether the professional reviewer is female. This variable allows for the exploration of potential gender differences in wine ratings and perceptions.	31,058	0.284	0.451	0	1
Red Wine	A categorical variable representing a type of wine characterized by its red or dark color, typically made from dark-colored grape varieties.	31,058	0.661	0.473	0	1
White Wine	A categorical variable that represents a type of wine that is characterized by its pale or straw color and is typically made from green or yellowish colored grapes.	31,058	0.339	0.473	0	1
Vintage	A variable indicating the year or period in which a particular wine was produced. This variable takes into account the temporal aspect, recognizing the influence of vintage on wine characteristics.	31,058	2011.634	2.955	1997	2016

(Continued)

Table 2. (Continued.)

Variables	Description	Obs	Mean	Std. dev.	Min	Max
<i>Controls</i>						
Country Dummies	Dummy variables indicating the country associated with the origin of a particular wine, helping to account for geographic influences on wine characteristics and ratings.	31,058	4.95	1.59	1	6
Province Dummies	Dummy variables indicating the province within a country where the wine is produced, accounting for differences in environmental conditions that may affect wine attributes.	31,058	19.03	12.91	1	40
Winery Dummies	Dummy variables identifying the specific place or establishment where the wine is produced, including vineyards and production facilities, to account for differences in winemaking practices between establishments.	31,058	754.63	430.27	1	1498

Table 3. Descriptive statistics

Variables	Obs	Mean	Std. dev.	Min	Max
<i>Masculine-sounding wines with phonetic gender scores < 0</i>					
Rating Points	8060	89.145	2.826	80	100
Female Reviewer	8060	0.318	0.466	0	1
Red Wine	8060	0.656	0.475	0	1
White Wine	8060	0.344	0.475	0	1
Vintage	8060	2011.363	3.062	1997	2016
<i>Feminine-sounding wines with phonetic gender scores > 0</i>					
Rating Points	21,691	89.379	2.977	80	100
Female Reviewer	21,691	0.285	0.451	0	1
Red Wine	21,691	0.645	0.479	0	1
White Wine	21,691	0.355	0.479	0	1
Vintage	21,691	2011.772	2.919	1997	2016
<i>Gender-neutral-sounding wines with phonetic gender scores = 0</i>					
Rating Points	1307	88.711	3.06	80	97
Female Reviewer	1307	0.044	0.204	0	1
Red Wine	1307	0.963	0.188	0	1
White Wine	1307	0.037	0.188	0	1
Vintage	1307	2011.017	2.662	1999	2016

Table 4. Pairwise correlations

Variables	(1)	(2)	(3)	(4)	(5)	(6)
(1) Rating Points	1.000					
(2) Phonetic Gender Score	0.043*	1.000				
(3) Female Reviewer	0.034*	0.026*	1.000			
(4) Red Wine	0.093*	-0.061*	-0.067*	1.000		
(5) White Wine	-0.093*	0.061*	0.067*	-1.000	1.000	
(6) Vintage	0.093*	0.092*	0.150*	-0.141*	0.141*	1.000

* $p < 0.1$.

ratings in different scenarios, allowing us to explore how ratings are distributed overall, across different wine colors, and based on phonetic scores (see Figure 3). This grouped histogram shows the distribution of ratings separated by different wine colors. The histograms for phonetic scores compare the distribution of ratings between feminine and masculine sounding wines (i.e., phonetic scores less than 0 are considered masculine and scores greater than 0 are considered feminine).

The following section presents the estimation results and a series of alternate model specifications as a robustness check to explore a range of different interactions of signals both separately and jointly. Additionally, we check our results for validity, significance, and robustness.

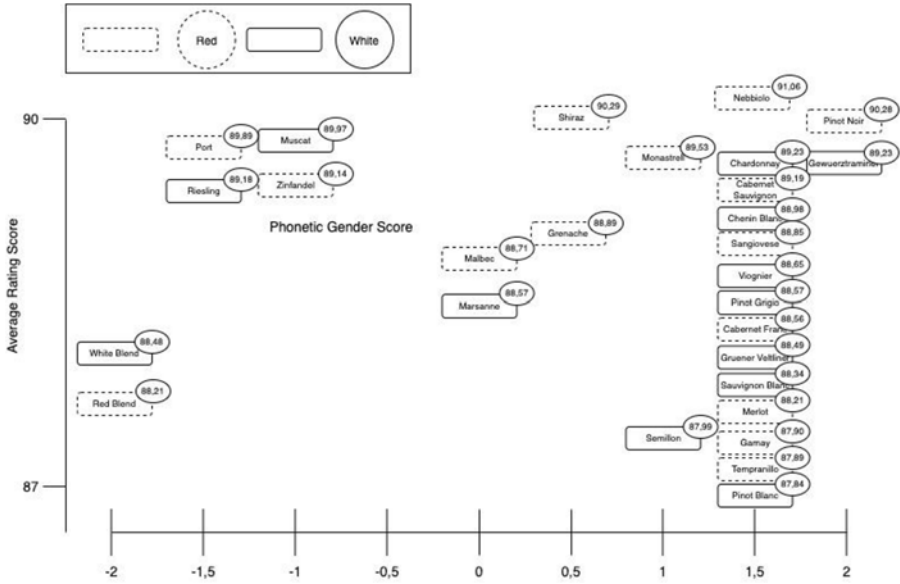


Figure 2. Distribution of phonetic gender scores across grape varieties (with indication of average scores).

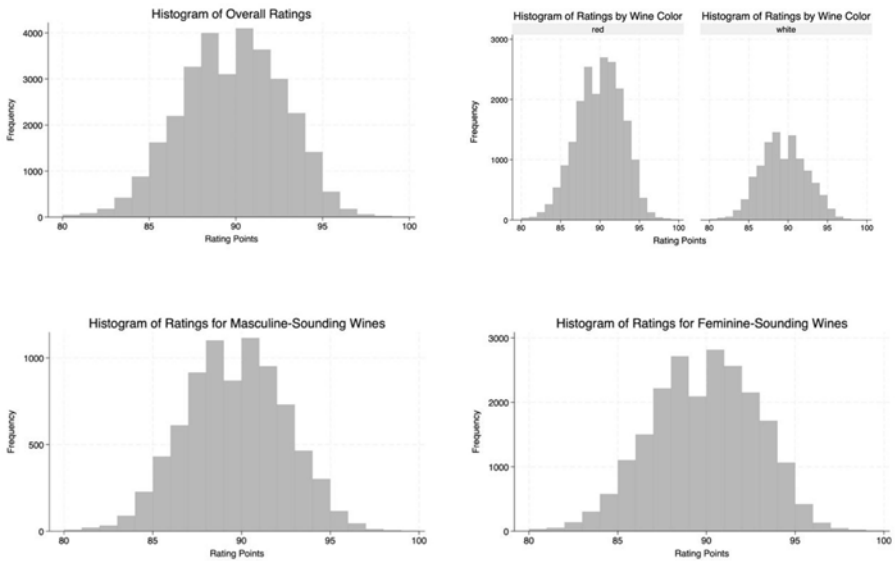


Figure 3. Histograms of the average rating scores.

IV. Empirical analysis and results

In the empirical analysis that follows, we use panel data regressions. Panel data regressions have more degrees of freedom and sample variability than cross-sectional data

regressions and include intertemporal dynamics that allow for the control of missing or unobserved variables (Hsiao, 2007). Since our outcome of interest, the rating points for wine i at time t , is time-varying, and our explanatory variables such as phonetic gender score, reviewer gender, or wine color are time-invariant variables, we focus on random-effects regressions to estimate variation within and between wines (Hsiao, 2007). In this way, we take advantage of panel data and can deal with possible omitted variable bias due to heterogeneity in the data.

We consider six models to test our hypotheses H_1 , H_2 , and H_3 empirically. First, we examine the impact of *phonetic gender score* on the respective *wine rating* (Model I), also considering the respective *gender of the reviewer* (Model II), before explicitly including the *wine type*, divided into red and white wine (Model III) in the estimation. In the following estimation (Model IV), we introduce the interaction term of *phonetic gender score* and *female reviewer* to test for the collective impact on rating points. Similarly, this approach is used in Model V by including the interaction term of *phonetic gender score* and *white wine* with the reference category *red wine* into the model to capture the relationship of phonetic gender score and wine category, controlling for product quality. Finally, Model VI is conducted as a robustness check to confirm the validity, robustness, and significance of the previously estimated Models I–V. Using 31,058 observations and 18,609 different wines, we control in all models for wine quality by using country, province, and winery dummy fixed effects representing wine characteristics and winery reputation for separating the effects of phonetic gender scores on rating points (see Table 5).

Models I–VI reveal that the *phonetic gender score* significantly negatively impacts the average rating points. Model I demonstrates that a one-unit increase in the *phonetic gender score* decreases the average rating by -0.067 points. Accordingly, a one standard deviation increase in the phonetic gender score reduces the overall rating by -0.089 standard deviations. The results in Model VI indicate that increasing the *phonetic gender score* by one unit decreases the rating by -0.082 points on average, with a significance level of 1%. The effects remain stable across all estimated models. In conclusion, these results suggest that a higher femininity score in names appears to have a highly significant negative impact. In comparison, a higher masculinity score in names appears to have a highly significant positive impact on professional evaluations.

At the same time, Models II, III, IV, and VI expose that *female reviewers* score lower on average than their *male counterparts*. We control these models for wine quality and follow a stepwise approach by first including the phonetic gender score and reviewer's gender (Model II), adding the wine category (Model III) before interaction terms are included (Models IV and VI). Model VI shows the most significant effect while *female reviewers* score on average -0.247 points lower than male reviewers. The results are highly significant across the models at the 1% significance level and remain robust across all estimated models. We include the wine category in Model III. We control for phonetic gender score, reviewer gender, and product quality, resulting in the wine category white wine receiving, on average -0.596 rating points less than red wines.

To test for a possible feminine name advantage of *wine varieties* based on the reviewer's gender and wine color, we capture the relationship between female reviewers and the wine category with gender score and introduce interaction terms. We find evidence that suggests that some degree of interaction is essential in explaining variations

Table 5. Regression results

Variables	Rating points					
	I	II	III	IV	V	VI
Phonetic Gender Score	-0.067*** (0.013)	-0.068*** (0.013)	-0.064*** (0.013)	-0.077*** (0.015)	-0.075*** (0.014)	-0.082*** (0.016)
<i>Reference Category: Male Reviewer</i>						
Female Reviewer		-0.220** (0.086)	-0.234*** (0.085)	-0.238*** (0.088)		-0.247*** (0.088)
<i>Reference Category: Red Wine</i>						
White Wine			-0.596*** (0.036)		-0.626*** (0.040)	-0.626*** (0.040)
<i>Interactions</i>						
Phonetic Gender Score × Female Reviewer				0.032 (0.027)		0.022 (0.027)
Phonetic Gender Score × White Wine					0.042* (0.024)	0.040* (0.024)
Constant	86.654*** (1.063)	86.652*** (1.063)	86.802*** (1.052)	86.641*** (1.063)	86.801*** (1.052)	86.792*** (1.051)
Observations	31,058	31,058	31,058	31,058	31,058	31,058
Number of Wines	18,609	18,609	18,609	18,609	18,609	18,609
<i>Controls</i>						
Country Dummies	Yes	Yes	Yes	Yes	Yes	Yes
Province Dummies	Yes	Yes	Yes	Yes	Yes	Yes
Winery Dummies	Yes	Yes	Yes	Yes	Yes	Yes
R-squared	0.480	0.480	0.486	0.480	0.486	0.486

Robust standard errors are in parentheses. *** $p < 0.01$, ** $p < 0.05$, * $p < 0.1$.

in the ratings made by professional critics, especially between a feminine variety name and white wines. The interaction of phonetic gender score and white wine shows that an increase in phonetic gender score by one unit increases the rating by 0.042 points compared to the reference category of red wine. This result remains stable in [Model VI](#). Heterogeneity analysis will reveal that this effect is driven by male reviewers, while feminine-sounding white wines are penalized by female reviewers.

[Model IV](#) shows that an increase of gender score by one unit increases the rating points given by female reviewers by about 0.032 points, respectively 0.022 points in [Model VI](#) in contrast to male reviewers. However, the results are statistically

Table 6. Separate regressions for female and male reviewers

Variables	Rating points					
	Female reviewer			Male reviewer		
	VII	VIII	IX	X	XI	XII
Phonetic Gender Score	-0.044** (0.021)	-0.045** (0.021)	0.027 (0.027)	-0.073*** (0.015)	-0.066*** (0.015)	-0.097*** (0.017)
<i>Reference Category: Male Reviewer</i>						
White Wine		-0.193*** (0.061)	-0.034 (0.070)		-0.734*** (0.044)	-0.825*** (0.048)
<i>Interactions</i>						
Phonetic Gender Score × White Wine			-0.181*** (0.040)			0.126*** (0.028)
Constant	91.306*** (0.397)	91.499*** (0.402)	91.435*** (0.481)	86.922*** (1.082)	87.035*** (1.071)	87.024*** (1.071)
Observations	8805	8805	8805	22,253	22,253	22,253
Number of wine	5611	5611	5611	13,516	13,516	13,516
<i>Controls</i>						
Country Dummies	Yes	Yes	Yes	Yes	Yes	Yes
Province Dummies	Yes	Yes	Yes	Yes	Yes	Yes
Winery Dummies	Yes	Yes	Yes	Yes	Yes	Yes
R-squared	0.557	0.558	0.560	0.478	0.487	0.488

Robust standard errors are in parentheses. *** $p < 0.01$, ** $p < 0.05$.

insignificant. Therefore, we estimate separate regressions for men and women to analyze heterogeneity better. By isolating the effects, we are able to test whether the effects differ significantly by gender and to test the identity hypothesis more effectively (see Table 6).

Including the interaction between phonetic gender score and white wine absorbs a large part of the effect of phonetic gender score, showing that female reviewers penalize feminine-sounding wines only when they are white. Instead, male reviewers penalize feminine-sounding wines only when they are red (the sum of -0.097 and 0.126 gives approximately 0 for white wines).

Heterogeneity analysis shows that this effect is driven by white wines for female reviewers and by red wines for male reviewers. The interpretation of these effects requires further investigation. One possible explanation is that each gender penalizes the femininity of the wine they know best—provided that female reviewers know better white wines and male reviewers know better red wines.

V. Discussion of results

Previous literature has examined names, linguistic properties, and product qualities imparted by inherent phonetic structures (e.g., Pogacar et al., 2015). In this

context, the concepts of phonetic symbolism (e.g., Sapir, 1929), which ascribes specific (product) properties to phonetic patterns, and of names associated with gender and preferences are phenomena that have been investigated in mainly experimental studies so far (e.g., Klink, 2000, 2001, 2009). Names are one of the first features consumers see or hear and are able to transmit information, meaning, trust, and reputation (Aaker and Keller, 1990).

However, little is known about how intrinsic product variety and phonetic gender effects affect professional evaluations, rankings, and ratings. These professional ratings are often determined by blind tastings to guarantee unbiased evaluations, where professional tasters are only provided with some information, such as the grape variety of the wine (e.g., Wang and Prešern, 2018). Particularly in the wine industry, wine tastings and professional ratings serve as trustworthy quality signals that consumers and prospects rely on (e.g., Storchmann, 2012). To educate themselves, novice or infrequent wine drinkers may rely on professional rating scores (Yang et al., 2009).

Wine differs depending on several factors. Some properties, like color or grading, are simple and affordable to measure. Others, like sensory or taste attributes, are challenging to quantify before consumption. The qualitative attributes of a wine are supposedly summed up by expert opinions (see Cardebat et al., 2014). Thus, the degree to which a person appreciates a wine depends on their expectation of quality, which is determined by a well-known label, the grape variety, or a wine critic's ratings (Postman, 2010). According to Friberg and Grönqvist (2012), a favorable review can result in a 6% rise in demand the week after publication. Kaimann et al. (2023) find that prices and product ratings are significantly related and that review consistency evolves and even determines current evaluations. Combris et al. (1997) state that objective cues (such as vintage and expert rating scores) significantly impact wine prices. However, sensory variables like tannin content and other quantifiable chemicals have not.

Therefore, ratings and tastings may show some limitations. The distinction between two wines may be so marginal that not even the most seasoned reviewer and taster could tell them apart (Barberà et al., 2023). A similar scenario may occur when the wines are compared to a third wine. Postman (2010) spotlights that the results might be skewed simply by the wines' presentational sequence. The personality of wine number four may easily moderate one's enjoyment of wine number five. Wines also alter in the glass. For starters, even if the temperature was ideal when they were poured initially, it will quickly warm up to room temperature. Sensory adaptation, the process by which the strength of incoming stimuli is lowered with exposure over time, may mute other facets of the wine's flavor. As a result, the wine that is tasted last will taste very differently from the wine that was tasted first. The results' repeatability is another problem with blind tasting. Hodgson (2008) found that the judges could not duplicate their results when served the exact wine numerous times.

Despite these limitations, we are confident to shed light on how gendered language, specifically masculine or feminine names, affects perceptions and evaluations. On average, products indicating masculine gender-scored names tend to be better rated compared to feminine gender-scored names. Since genders may be drawn differently to masculine or feminine names, we have presumed that the taster's gender is another factor that needs further analysis to understand what influences tastings and ratings. Spielmann et al. (2021) show how different brand associations lead men and

women to focus on gendered representations differently. In particular, men experience a brand relationship with brands that contain masculine representations, even for neutral products such as champagne, board games, or potato chips. Women do not relate to gendered brands differently from men. In our study, female reviewers give lower evaluations than their male counterparts, indicating gender differences in review behavior. Our results imply that products with feminine name scores are likelier to be rated lower by both women and men. This effect especially occurs for white wines for female tasters and for red wines for male tasters. These results emphasize the significance of considering gender bias when tasting and rating wines, and they point to the necessity to clarify the relationship between gender behavior and wine preferences.

VI. Conclusion

This study examines the relationship between gender characteristics and the linguistic cues of wine varietal names, and how this affects the quality judgments of experts who evaluate and rate wines. We find a significant phonetic gender difference in wine ratings, indicating that feminine names receive lower ratings than masculine names. A phonological gender difference is revealed by heterogeneity analysis based on reviewer gender, with female reviewers giving lower ratings for white wines and male reviewers giving lower ratings for red wines. This implies that the type of wine that people are more likely to recognize or enjoy—red for men and white for women—has a phonological penalty that is applied by both genders. We also observe that, on average, women rate wines lower than men.

As a result, the study reveals a gender bias in blind tasting evaluations and provides insightful information for wine critics, enthusiasts, and producers, as well as useful advice for industry participants. It helps companies negotiate consumer preferences and improve wine quality and reputation by providing insight into the unconscious processes of wine tasting. The study promotes a more sophisticated and informed conversation about wine evaluation by encouraging a reevaluation of the variables that influence expert judgments.

Acknowledgments. The authors thank the editors, Karl Storchmann and Marica Valente, and the anonymous reviewers for their constructive comments and valuable feedback. This work was partially supported by the German Research Foundation (DFG) within the Collaborative Research Centre 901 “On-The-Fly Computing” under the project number 160364472-SFB901.

Competing interests. The authors declare that they have no known competing financial interests or personal relationships that could have appeared to influence the work reported in this paper.

References

- Aaker, J. L., Garbinsky, E. N., and Vohs, K. D. (2012). Cultivating admiration in brands: Warmth, competence, and landing in the “golden quadrant”. *Journal of Consumer Psychology*, 22(2), 191–194.
- Aaker, D. A., and Keller, K. L. (1990). Consumer evaluations of brand extensions. *Journal of Marketing*, 54(1), 27–41.
- Almenberg, J., and Dreber, A. (2011). When does the price affect the taste? Results from a wine experiment. *Journal of Wine Economics*, 6(1), 111–121.

- Arora, S. V., Kalro, A. D., and Sharma, D. (2022). Positioning products through names: Effect of sound symbolism on perception of products with blended brand names. *Journal of Product & Brand Management*, 32(3), 361–378.
- Ashenfelter, O., and Quandt, R. (1999). Analyzing a wine tasting statistically. *Chance*, 12(3), 16–20.
- Barberà, S., Bossert, W., and Moreno-Terreno, J. (2023). Wine rankings and the Borda method. *Journal of Wine Economics*, 18(2), 122–138.
- Barry, H., and Harper, A. S. (1995). Increased choice of female phonetic attributes in first names. *Sex Roles*, 32, 809–819.
- Bartoshuk, L. M. (2000). Comparing sensory experiences across individuals: Recent psychophysical advances illuminate genetic variation in taste perception. *Chemical Senses*, 25(4), 447–460.
- Bodington, J. (2012). 804 tastes: Evidence on preferences, randomness, and value from double-blind wine tastings. *Journal of Wine Economics*, 7(2), 181–191.
- Bodington, J. (2017). Wine, women, men, and type II error. *Journal of Wine Economics*, 12(2), 161–172.
- Brown, E. R., Phills, C. E., Mercurio, D. G., IV, Olah, M., and Veilleux, C. J. (2018). Ain't she a woman? How warmth and competence stereotypes about women and female politicians contribute to the warmth and competence traits ascribed to individual female politicians. *Analyses of Social Issues and Public Policy*, 18(1), 105–125.
- Bruwer, J., Saliba, A., and Miller, B. (2011). Consumer behaviour and sensory preference differences: Implications for wine product marketing. *Journal of Consumer Marketing*, 28(1), 5–18.
- Cao, J., and Stokes, L. (2017). Comparison of different ranking methods in wine tasting. *Journal of Wine Economics*, 12(2), 203–210.
- Cardebat, J., Figuet, J., and Paoissien, E. (2014). Expert opinion and Bordeaux wine prices: An attempt to correct biases in subjective judgments. *Journal of Wine Economics*, 9(3), 282–303.
- Cardebat, J. M., and Livat, F. (2016). Wine experts' rating: A matter of taste? *International Journal of Wine Business Research*, 28(1), 43–58.
- Cassidy, K. W., Kelly, M. H., and Sharoni, L. A. J. (1999). Inferring gender from name phonology. *Journal of Experimental Psychology: General*, 128(3), 362.
- Castriota, S., Curzi, D., and Delmastro, M. (2013). Tasters' bias in wine guides' quality evaluations. *Applied Economics Letters*, 20(12), 1174–1177.
- Combris, P., Lecocq, S., and Visser, M. (1997). Estimation of a hedonic price equation for Bordeaux wine: Does quality matter? *The Economic Journal*, 107(441), 390–402.
- Friberg, R., and Grönqvist, E. (2012). Do expert reviews affect the demand for wine? *American Economic Journal: Applied Economics*, 4(1), 193–211.
- Gawel, R., Oberholster, A., and Francis, I. L. (2000). A 'Mouth-feel Wheel': Terminology for communicating the mouth-feel characteristics of red wine. *Australian Journal of Grape and Wine Research*, 6(3), 203–207.
- Guevremont, A., and Grohmann, B. (2015). Consonants in brand names influence brand gender perceptions. *European Journal of Marketing*, 49(1/2), 101–122.
- Hodgson, R. T. (2008). An examination of judge reliability at a major US wine competition. *Journal of Wine Economics*, 3(2), 105–113.
- Horowitz, I., and Lockshin, L. (2002). What price quality? An investigation into the prediction of wine-quality ratings. *Journal of Wine Research*, 13(1), 7–22.
- Hsiao, C. (2007). Panel data analysis—advantages and challenges. *Test*, 16(1), 1–22.
- Kaimann, D., Spiess Bru, C., and Frick, B. (2023). Ratings meet prices: The dynamic relationship of quality signals. *Journal of Wine Economics*, 18(3), 226–244.
- Keller, K. L., and Lehmann, D. R. (2006). Brands and branding: Research findings and future priorities. *Marketing Science*, 25(6), 740–759.
- Kervyn, N., Fiske, S. T., and Malone, C. (2012). Brands as intentional agents framework: How perceived intentions and ability can map brand perception. *Journal of Consumer Psychology*, 22(2), 166–176.
- Klink, R. R. (2000). Creating brand names with meaning: The use of sound symbolism. *Marketing Letters*, 11, 5–20.
- Klink, R. R. (2001). Creating meaningful new brand names: A study of semantics and sound symbolism. *Journal of Marketing Theory and Practice*, 9(2), 27–34.
- Klink, R. R. (2009). Gender differences in new brand name response. *Marketing Letters*, 20, 313–326.
- Laeng, B., Berridge, K. C., and Butter, C. M. (1993). Pleasantness of a sweet taste during hunger and satiety: Effects of gender and "sweet tooth."

- Masset, P., Terrier, L., and Livat, F. (2023). Can a wine be feminine? Gendered wine descriptors and quality, price, and aging potential. *Journal of Wine Economics*, 1–13.
- Mora, M., Urdaneta, E., and Chaya, C. (2018). Emotional response to wine: Sensory properties, age and gender as drivers of consumers' preferences. *Food Quality and Preference*, 66, 19–28.
- Oczkowski, E., and Doucouliagos, H. (2015). Wine prices and quality ratings: A meta-regression analysis. *American Journal of Agricultural Economics*, 97(1), 103–121.
- Olkin, I., Lou, Y., Stokes, L., and Cao, J. (2015). Analyses of wine-tasting data: A tutorial. *Journal of Wine Economics*, 10(1), 4–30.
- Ough, C. S., and Amerine, M. A. (1970). Effect of subjects' sex, experience, and training on their red wine color-preference patterns. *Perceptual and Motor Skills*, 30(2), 395–398.
- Outreville, J. F., and Le Fur, E. (2020). Hedonic price functions and wine price determinants: A review of empirical research. *Journal of Agricultural & Food Industrial Organization*, 18(2), 20190028.
- Pickering, G. J., and Hayes, J. E. (2017). Influence of biological, experiential and psychological factors in wine preference segmentation. *Australian Journal of Grape and Wine Research*, 23(2), 154–161.
- Pogacar, R., Angle, J., Lowrey, T. M., Shrum, L. J., and Kardes, F. R. (2021). Is Nestlé a lady? The feminine brand name advantage. *Journal of Marketing*, 85(6), 101–117.
- Pogacar, R., Plant, E., Rosulek, L. F., and Kouril, M. (2015). Sounds good: Phonetic sound patterns in top brand names. *Marketing Letters*, 26, 549–563.
- Pogacar, R., Shrum, L. J., and Lowrey, T. M. (2018). The effects of linguistic devices on consumer information processing and persuasion: A language complexity × processing mode framework. *Journal of Consumer Psychology*, 28(4), 689–711.
- Postman, J. (2010). Blind tasting. *Journal of Wine Economics*, 5(1), 184–187.
- Ristic, R., Danner, L., Johnson, T. E., Meiselman, H. L., Hoek, A. C., Jiranek, V., and Bastian, S. E. P. (2019). Wine-related aromas for different seasons and occasions: Hedonic and emotional responses of wine consumers from Australia, UK and USA. *Food Quality and Preference*, 71, 250–260.
- Sapir, E. (1929). A study in phonetic symbolism. *Journal of Experimental Psychology*, 12(3), 225.
- Sena-Esteves, M. M., Mota, M., and Malfeito-Ferreira, M. (2018). Patterns of sweetness preference in red wine according to consumer characterisation. *Food Research International*, 106, 38–44.
- Slepian, M. L., and Galinsky, A. D. (2016). The voiced pronunciation of initial phonemes predicts the gender of names. *Journal of Personality and Social Psychology*, 110(4), 509.
- Spielmann, N., Dobscha, S., and Lowrey, T. M. (2021). Real men don't buy "Mrs. Clean": Gender bias in gendered brands. *Journal of the Association for Consumer Research*, 6(2), 211–222.
- Steiner, B. E. (2004). Australian wines in the British wine market: A hedonic price analysis. *Agribusiness: An International Journal*, 20(3), 287–307.
- Storchmann, K. (2012). Wine economics. *Journal of Wine Economics*, 7(1), 1–33.
- Wang, Q., and Prešern, D. (2018). Does blind tasting work? Investigating the impact of training on blind tasting accuracy and wine preference. *Journal of Wine Economics*, 13(4), 384–393.
- Whissell, C. (2001). Sound and emotion in given names. *Names*, 49(2), 97–120.
- Wu, L., Klink, R. R., and Guo, J. (2013). Creating gender brand personality with brand names: The effects of phonetic symbolism. *Journal of Marketing Theory and Practice*, 21(3), 319–330.
- Yang, N., McCluskey, J., and Ross, C. (2009). Willingness to pay for sensory properties in Washington state red wines. *Journal of Wine Economics*, 4(1), 81–93.
- Yorkston, E., and De Mello, G. E. (2005). Linguistic gender marking and categorization. *Journal of Consumer Research*, 32(2), 224–234.
- Yorkston, E., and Menon, G. (2004). A sound idea: Phonetic effects of brand names on consumer judgments. *Journal of Consumer Research*, 31(1), 43–51.