

## Distinguished Titles from Cambridge


E-books  
Available  
for most  
titles!**Textbooks!****Introduction to Computational Materials Science**

Fundamentals to Applications

Richard LeSar

427 pp. 339 b/w illus. 15 tables


Hb: 978-0-521-84587-8: Price: \$95.00

**Fundamentals of Materials for Energy and Environmental Sustainability**

Edited by David S. Ginley and David Cahen

772 pp. 450 color illus. 80 tables

Hb: 978-1-107-00023-0: Price: \$105.00




Second Edition

**Structure of Materials**  
An Introduction to Crystallography, Diffraction and Symmetry

Marc De Graef and Michael E. McHenry

767 pp. 411 b/w illus. 90 tables 96 exercises

Hb: 978-1-107-00587-7: Price: \$115.00

**Fundamentals of Condensed Matter and Crystalline Physics**

An Introduction for Students of Physics and Materials Science

David L. Sidebottom

418 pp. 229 b/w illus. 10 tables 95 exercises

Hb: 978-1-107-01710-8: Price: \$77.00

**Granular Media Between Fluid and Solid**

Bruno Andreotti, Yoël Forterre, and Olivier Pouliquen

469 pp. 235 b/w illus.

Hb: 978-1-107-03479-2: Price: \$110.00

**Colloidal Quantum Dot Optoelectronics and Photovoltaics**

Edited by Gerasimos Konstantatos and Edward H. Sargent

327 pp. 128 b/w illus. 15 tables

Hb: 978-0-521-19826-4: Price: \$130.00

**Materials in Mechanical Extremes**  
Fundamentals and Applications

Neil Bourne

539 pp. 225 b/w illus. 25 tables

Hb: 978-1-107-02375-8: Price: \$115.00

**Materiomics**  
High-Throughput Screening of Biomaterial Properties

Edited by Jan de Boer and Clemens A. van Blitterswijk

219 pp. 60 b/w illus.

Hb: 978-1-107-01677-4: Price: \$125.00

**Scanning Electron Microscopy for the Life Sciences**

Edited by Heide Schatten

274 pp. 90 b/w illus. 39 color illus.

Hb: 978-0-521-19599-7: Price: \$120.00

Prices subject to change.

Coming Soon!

**Introduction to Graphene-Based Nanomaterials**  
From Electronic Structure to Quantum Transport

Luis E. F. Foà Torres, Stephan Roche, and Jean-Christophe Charlier

448 pp. 270 b/w illus. 30 exercises


Hb: 978-1-107-03083-1: Price: \$90.00

**Introduction to Elasticity Theory for Crystal Defects**

R. W. Balluffi

458 pp. 139 b/w illus. 3 tables 66 exercises

Hb: 978-1-107-01255-4: Price: \$117.00

Most books available in electronic format!  
Visit [ebooks.cambridge.org](http://ebooks.cambridge.org) to view and purchase titles.View all 2014 Engineering Catalogs at  
[www.cambridge.org/engineering](http://www.cambridge.org/engineering)[www.cambridge.org/engineering](http://www.cambridge.org/engineering)

@CambUP\_engineer

800.872.7423 (North America)

+44 1223 326050 (Europe, Middle East, and Africa)

CAMBRIDGE  
UNIVERSITY PRESS

**EQUINOX 100:** A remarkable desktop x-ray diffractometer designed to out perform all others



**Complete diffraction pattern in seconds**

Simultaneous, real time measurement of the entire 2 theta range at high resolution

Ultra high brilliance x-ray source with focusing optic technology

Plugs into standard 110V outlet

No external cooling water supply necessary

No moving parts!

Reflection or transmission mode

Phase identification and quantification, Rietveld analysis

**Equinox 100:** Designed for QA applications and routine x-ray diffraction studies. Suitable for research in fields such as chemical, environmental, metallurgical, geological, cement, mining and pharmaceuticals



North America: (603)778-9161 • [info@inel.us](mailto:info@inel.us) • [www.inel.us](http://www.inel.us)

Headquarters in France: (33)2 38804545 • [info@inel.fr](mailto:info@inel.fr) • [www.inel.fr](http://www.inel.fr)

## ICDD X-RAY CLINICS & WORKSHOPS



**PRACTICAL XRF & XRD  
TRAINING BY  
THE INDUSTRY'S  
LEADING EXPERTS!**

*Sponsored by the*  
**International Centre  
for Diffraction Data**

• LIVE INSTRUMENTATION • HANDS-ON TRAINING • THEORETICAL LECTURES



**Register Today at [WWW.ICDD.COM/EDUCATION](http://WWW.ICDD.COM/EDUCATION)**

\* See the ICDD web site for prerequisites for advanced courses.

**Practical X-ray Fluorescence:**

28 April–2 May 2014

**Fundamentals of X-ray Powder Diffraction:**

2–6 June 2014

**\*Advanced Methods in X-ray Powder Diffraction:**

9–13 June 2014

**\*Rietveld Refinement & Indexing Workshops:**

**Basic:** 29–30 September 2014

**Advanced:** 1–3 October 2014



**FOR MORE INFORMATION CONTACT**

**Eileen Jennings, Education Coordinator**

Email: [clinics@icdd.com](mailto:clinics@icdd.com)

Tel: **610.325.9814**

Toll-free: **866.378.9331** (US & Canada)

©2013 JCPDS—International Centre for Diffraction Data

Improve your Image

**G670**

Imaging Plate Guinier Camera



Capillary  
Sample Holder




Diamond Anvil  
Cell Holder



Capillary  
Heater Device

Johansson  
Monochromator  
Crystals



Diode Laser  
Furnace



Low  
Temperature  
Device



Vertical Base  
for Liquids/  
Thin Films



Sample  
Changer

Capillary  
Boy



Plane Sample  
Holder

Your Decision  
for Precision



**HUBER**  
Diffraction and Positioning Equipment

www.xhuber.com  
info@xhuber.com



**HUBER**  
Diffraction and Positioning Equipment

**HUBER**  
Imaging Plate  
Guinier Camera 670  
Model No. 0670.000  
Serial No. 066  
Assembled in Germany

CE  
Produced in Germany

# X'PERT<sup>3</sup> POWDER

## Dedication in X-ray powder diffraction



Proven  
Workhorse  
Easy extension  
Easy to use

CRISP inside\*



Contact your local PANalytical sales representative.  
For more information:  
[info@panalytical.com](mailto:info@panalytical.com)  
[www.panalytical.com](http://www.panalytical.com)

\*corrosion resistant incident smart beam path:  
patented technology which prevents corrosion  
in the incident beam path caused by X-ray  
induced ionized air.

The Analytical X-ray Company

 PANalytical



# Make the SMART move to PDF-4+

ICDD's editorial team works hard to make sure  
that you get the highest quality data.

**S**tandardized data

**M**ore coverage

**A**ll data sets are evaluated for quality

**R**eviewed, edited and corrected prior to publication

**T**argeted for material identification and characterization

PDF-4+ 2013 features 340,653 entries  
including 227,102 entries with atomic coordinates.



www.icdd.com |  
610.325.9814

marketing@icdd.com  
toll-free 866.378.9331  
(U.S. & Canada)

