

Progress of negative symptoms over the initial 5 years of a first episode of psychosis – CORRIGENDUM

Corrigendum

Cite this article: Lutgens D, Joobar R, Iyer S, Lepage M, Norman R, Schmitz N, Mustafa S, Abadi S, Malla A (2018). Progress of negative symptoms over the initial 5 years of a first episode of psychosis – CORRIGENDUM. *Psychological Medicine* **48**, 1921–1923. <https://doi.org/10.1017/S0033291718000843>

Danyaël Lutgens, Ridha Joobar, Srividya Iyer, Martin Lepage, Ross Norman, Norbert Schmitz, Sally Mustafa, Sherezad Abadi and Ashok Malla

doi: 10.1017/S003329171800048X, Published online by Cambridge University Press, 14 March 2018

In the original article, Figure 4 was replicated for Figures 5, 6 and 9. The authors and the publishers would like to apologise for this error. The correct Figures are shown below.

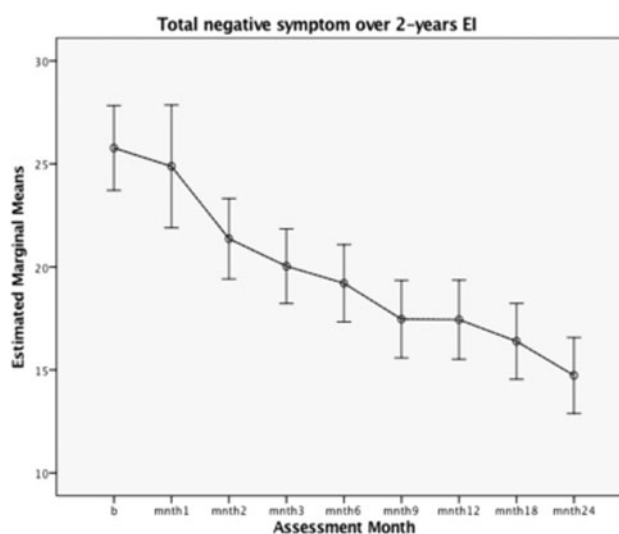


Fig. 1. Total negative symptoms over 2-years of EI.

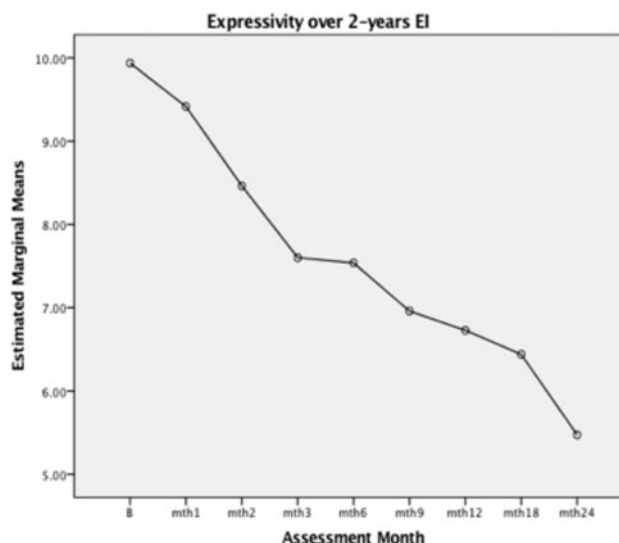


Fig. 2. Expressivity over 2-years of EI.

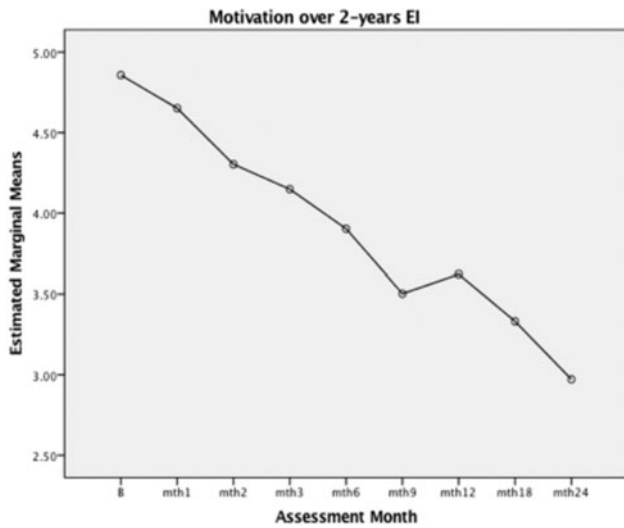


Fig. 3. Motivation over 2-years of EI.

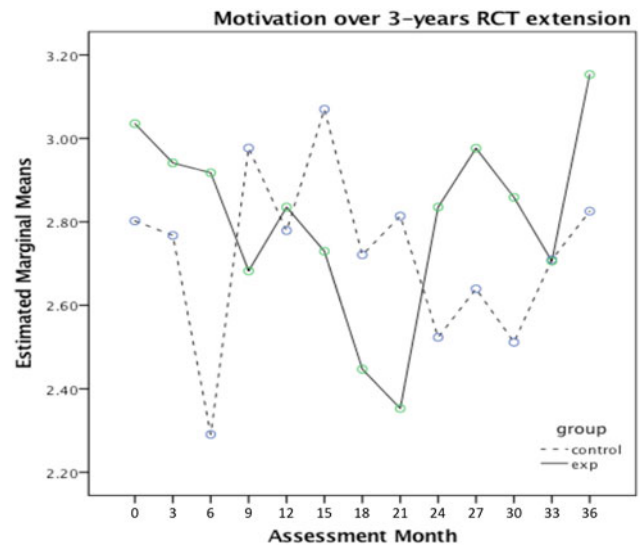


Fig. 6. Motivation over the 3-year RCT extension.

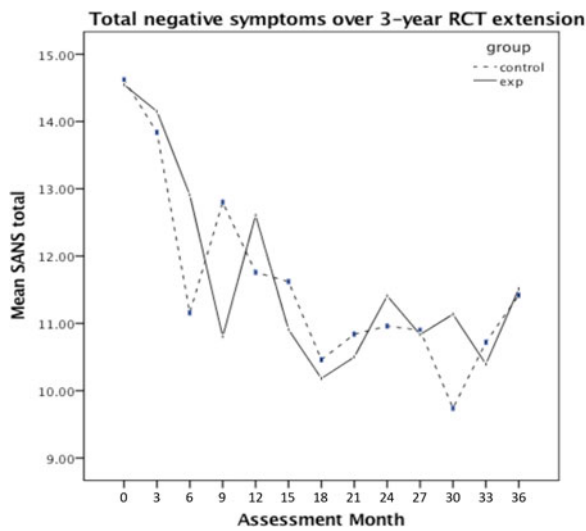


Fig. 4. Total negative symptoms over the 3-year RCT extension.

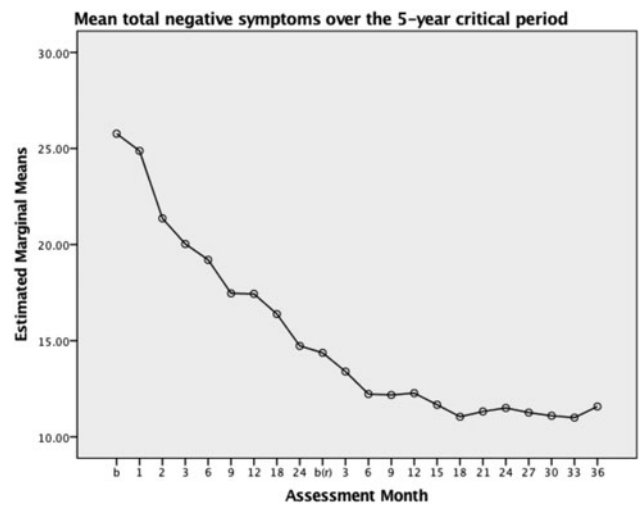


Fig. 7. Mean total negative symptoms over the 5-year critical period. b(r) = baseline at randomization.

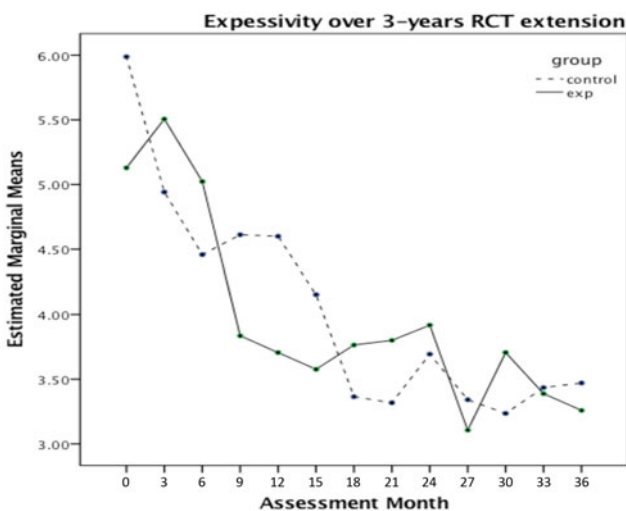


Fig. 5. Expressivity over the 3-year RCT extension.

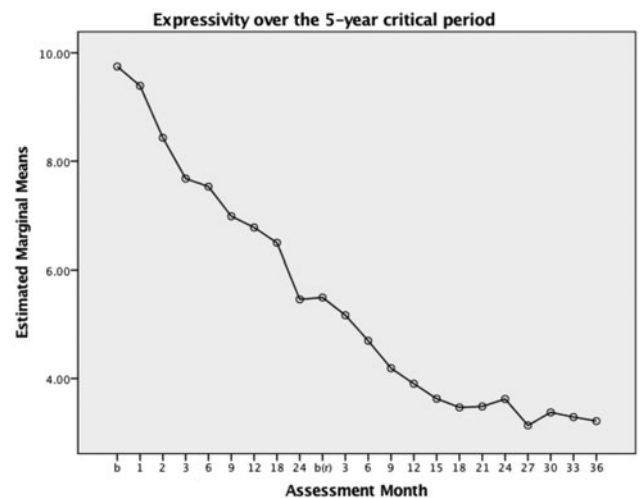


Fig. 8. Expressivity over the 5-year critical period. b(r) = baseline at randomization.

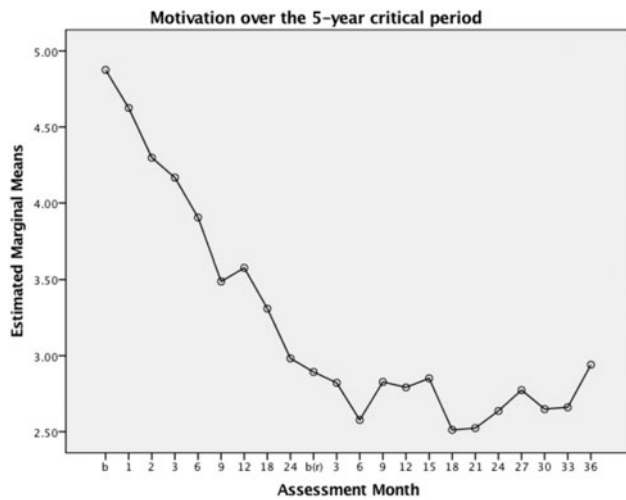


Fig. 9. Motivation over the 5-year critical period. b(r) = baseline at randomization.

Reference

Lutgens D, *et al.* (2018) Progress of negative symptoms over the initial 5 years of a first episode of psychosis. *Psychological Medicine* 1–9. doi.org/10.1017/S003329171800048X.