


Outstanding Titles in Genetics from Cambridge!

Consanguinity in Context

Alan H. Bittles

Cambridge Studies in Biological and Evolutionary Anthropology

\$105.00: Hardback: 978-0-521-78186-2: 320 pp.





UNIX and Perl to the Rescue!

A Field Guide for the
Life Sciences (and Other Data-rich Pursuits)

Keith Bradnam and Ian Korf

\$120.00: Hardback: 978-1-107-00068-1: 400 pp.

\$48.00: Paperback: 978-0-521-16982-0





Genomics and Bioinformatics

An Introduction to Programming
Tools for Life Scientists

Tore Samuelsson

\$120.00: Hardback: 978-1-107-00856-4: 356 pp.

\$50.00: Paperback: 978-1-107-40124-2



Now in Paperback!

Bayesian Inference for Gene Expression and Proteomics



Edited by Kim-Anh Do, Peter Müller,
and Marina Vannucci

\$50.00: Paperback: 978-1-107-63698-9: 456 pp.

Chemical Genomics

Edited by Hai-an Fu

\$150.00: Hardback: 978-0-521-88948-3: 344 pp.



Principles of Pharmacogenetics and Pharmacogenomics

Edited by Russ B. Altman, David Flockhart,
and David B. Goldstein

\$99.00: Hardback: 978-0-521-88537-9: 282 pp.

Pragmatic Evolution

Applications of Evolutionary Theory

Edited by Aldo Poiani

\$110.00: Hardback: 978-0-521-76055-3: 362 pp.

Prices subject to change.

www.cambridge.org/us/lifesciences

800.872.7423

twitter @cambUP_lifesci



CAMBRIDGE
UNIVERSITY PRESS

CAMBRIDGE

JOURNALS

Animal Health Research Reviews

Published in collaboration with the Conference of Research
Workers in Animal Diseases

Editor-in-Chief

C. Gyles, *University of Guelph, Canada*

Animal Health Research Reviews provides an international forum for the publication of reviews and commentaries on all aspects of animal health. Papers include in-depth analyses and broader overviews of all facets of health and science in both domestic and wild animals. Major subject areas include physiology and pharmacology, parasitology, bacteriology, food and environmental safety, epidemiology and virology. The journal will be of interest to researchers involved in animal health, parasitologists, food safety experts and academics interested in all aspects of animal production and welfare.

For free online content visit:
<http://journals.cambridge.org/ahrsample>

Free email alerts

Keep up-to-date with new content
<http://journals.cambridge.org/ahr-alerts>



Animal Health Research Reviews
is available online at:
<http://journals.cambridge.org/ahr>

To subscribe contact Customer Services

Americas:

Phone +1 (845) 353 7500
Fax +1 (845) 353 4141
Email
subscriptions_newyork@cambridge.org

Rest of world:

Phone +44 (0)1223 326070
Fax +44 (0)1223 325150
Email journals@cambridge.org

Price Information

is available at:
<http://journals.cambridge.org/ahr>



CAMBRIDGE
UNIVERSITY PRESS

CAMBRIDGE

JOURNALS

Expert Reviews in Molecular Medicine

Published in association with the Centre for Applied Research
in Educational Technologies (CARET)

Editor

Andrea Bowden, Centre for Applied Research in Educational Technologies, Cambridge,
UK

Carolyn Elliss, Centre for Applied Research in Educational Technologies, Cambridge, UK

Expert Reviews in Molecular Medicine is an exciting online journal featuring high-quality reviews of the latest developments in this fast-growing field. Coverage includes gene therapy, immunotherapeutics, drug design, vaccines, genetic testing, pathogenesis, epidemiology, genomics, diagnostics and techniques. Reviews are published continually on the website. The journal's innovative functionality allows viewers to access not only the review articles, but also fully abstracted references, figures, photographs, tables, animations and molecular models. *Expert Reviews in Molecular Medicine* will be of interest to biomedical researchers, clinicians and students, as well as researchers in the pharmaceutical and biotechnology industries.


Price information

is available at: <http://journals.cambridge.org/erm>

Free email alerts

Keep up-to-date with new material – sign up at
<http://journals.cambridge.org/alerts>

Expert Reviews in
Molecular Medicine



Online only

Expert Reviews in Molecular Medicine

is available online at:

<http://journals.cambridge.org/erm>

To subscribe contact Customer Services

in Cambridge:

Phone +44 (0)1223 326070

Fax +44 (0)1223 325150

Email journals@cambridge.org

in New York:

Phone +1 (845) 353 7500

Fax +1 (845) 353 4141

Email

subscriptions_newyork@cambridge.org

For free online content visit:
<http://journals.cambridge.org/erm>



CAMBRIDGE
UNIVERSITY PRESS

CAMBRIDGE

JOURNALS

Journal of Biosocial Science

Editor

C. G. N. Mascie-Taylor, University of Cambridge, UK

Journal of Biosocial Science is a leading journal in the field of biosocial science, the common ground between biology and sociology. It is an essential reference guide for all biological and social scientists working in such areas as reproduction and its control, gerontology, ecology, genetics, applied psychology, sociology, education, criminology, demography, health and epidemiology. Publishing original research papers, short reports, reviews, lectures and book reviews, the journal also includes a Debate section which encourages comments on specific articles, with subsequent response from the original author.

Price information

is available at: <http://journals.cambridge.org/jbs>

Free email alerts

Keep up-to-date with new material – sign up at
<http://journals.cambridge.org/alerts>



Journal of Biosocial Science

is available online at:

<http://journals.cambridge.org/jbs>

To subscribe contact

Customer Services

in Cambridge:

Phone +44 (0)1223 326070

Fax +44 (0)1223 325150

Email journals@cambridge.org

in New York:

Phone +1 (845) 353 7500

Fax +1 (845) 353 4141

Email

subscriptions_newyork@cambridge.org

For free online content visit:
<http://journals.cambridge.org/jbs>



CAMBRIDGE
UNIVERSITY PRESS

CAMBRIDGE

JOURNALS

Microscopy and Microanalysis

Published for the Microscopy Society of America

Editor

Robert L. Price, *University of South Carolina, USA*

Microscopy and Microanalysis, a peer-reviewed bi-monthly, publishes original research papers in the fields of microscopy, imaging, and compositional analysis. This distinguished international forum is intended for microscopists in both biology and materials science. The journal provides significant articles that describe new and existing techniques and instrumentation, as well as the applications of these to the imaging and analysis of microstructure. *Microscopy and Microanalysis* also includes review articles, short communications, letters to the editor, and book reviews.



Microscopy and Microanalysis

is available online at:

<http://journals.cambridge.org/mam>

To subscribe contact Customer Services

in Cambridge:

Phone +44 (0)1223 326070

Fax +44 (0)1223 325150

Email journals@cambridge.org

in New York:

Phone +1 (845) 353 7500

Fax +1 (845) 353 4141

Email

subscriptions_newyork@cambridge.org

Free email alerts

Keep up-to-date with new
material – sign up at

journals.cambridge.org/register

For free online content visit:
<http://journals.cambridge.org/mam>



CAMBRIDGE
UNIVERSITY PRESS

CAMBRIDGE

JOURNALS

Neuron Glia Biology

Editor-in-Chief

R. Douglas Fields, National Institutes of Health, Bethesda, USA


Stimulated by recent advances in neuroscience, *Neuron Glia Biology* serves the expanding need for a scientific journal recognising that two-way communication between neurons and glia is essential for nervous system function. It publishes outstanding original research on cell-cell interactions in the nervous system, using molecular, biochemical, electrophysiological, and imaging methods, to investigate interactions among neurons and among glia, and between neurons and other non-neuronal cells.

Price information

is available at: <http://journals.cambridge.org/ngb>

Free email alerts

Keep up-to-date with new material – sign up at
<http://journals.cambridge.org/alerts>



Neuron Glia Biology

is available online at:

<http://journals.cambridge.org/ngb>

To subscribe contact Customer Services

in Cambridge:

Phone +44 (0)1223 326070

Fax +44 (0)1223 325150

Email journals@cambridge.org

in New York:

Phone +1 (845) 353 7500

Fax +1 (845) 353 4141

Email

subscriptions_newyork@cambridge.org

For free online content visit:
<http://journals.cambridge.org/ngb>



CAMBRIDGE
UNIVERSITY PRESS

CAMBRIDGE

JOURNALS

Zygote

The Biology of Gametes and Early Embryos

Editor-in-Chief

Brian Dale, *Centre for Reproductive Biology, Clinica Villa del Sole, Napoli, Italy*


North American Editor

Jacques Cohen, *Tyho-Galileo Research Laboratories, USA*

Asian Pacific Editor

Norio Suzuki, *Hokkaido University, Japan*

Zygote is an international journal dedicated to rapid publication of original research in early embryology. It covers interdisciplinary studies in animals and humans, from gametogenesis through fertilization to gastrulation. The scope includes gametogenesis, sperm–oocyte interaction, gamete and embryo physiology, cell polarity, cell–cell interactions, nuclear transfer, haploidization, molecular and developmental genetics, in-vitro fertilization, stem-cell and cryoconservation technologies. The editors favour work describing fundamental processes in the cellular and molecular mechanisms of animal development. New technologies, clinical papers, review articles, debates and letters are prominent features.



Zygote is available online at:
<http://journals.cambridge.org/zyg>

To subscribe contact Customer Services

Americas:

Phone +1 (845) 353 7500

Fax +1 (845) 353 4141

Email

subscriptions_newyork@cambridge.org

Rest of world:

Phone +44 (0)1223 326070

Fax +44 (0)1223 325150

Email journals@cambridge.org

Free email alerts

Keep up-to-date with new material – sign up at

journals.cambridge.org/alerts

For free online content visit:
<http://journals.cambridge.org/zyg>



CAMBRIDGE
UNIVERSITY PRESS

Genetics Research

INSTRUCTIONS FOR CONTRIBUTORS

Genetics Research is a key forum for original research on all aspects of genetics. Building on the success and history of its previous incarnation, *Genetical Research*, the journal has a publishing remit that provides comprehensive coverage of subjects vital to the field, including: evolutionary and population genetics, genetics of complex traits, quantitative and statistical genetics, bioinformatics, genomics, molecular and developmental genetics, Evo-Devo, conservation genetics and environmental genetics. On the empirical side, papers reporting studies that have broad implications using a range of organisms, from well-established genetic model organisms (*Drosophila*, *C. elegans*, mice, *Arabidopsis*, zebrafish, *Xenopus*) and agricultural species (rice, maize, wheat, cows, pigs, sheep, chickens) to humans are encouraged. The breadth and quality of papers, reviews and book reviews make the journal invaluable to professional geneticists, molecular biologists, plant and animal breeders, and biologists involved in evolutionary, developmental and conservation studies.

Categories of paper The Editors welcome original, creative, high-quality contributions suitable for the journal's international readership. There are no page charges for papers published in *Genetics Research*, and no charges for printing colour figures provided they are of high enough quality and scientifically necessary.

Research papers are full-scale research studies that fit within the journal's scope. There is no page limit, however, papers should be as concise as clarity permits. They should include a summary of up to 250 words, accompanied by 4–5 keywords.

Short papers are concisely written research reports for which rapid publication is considered desirable. Papers in this category should not exceed four printed pages of the journal, including a summary of no more than 100 words, and 4–5 keywords. *Short Papers* will follow a streamlined schedule and will normally be published within three months of submission. To meet this schedule, authors will be required to make revisions with minimal delay.

Review papers are comprehensive scholarly reviews that summarise and critically evaluate research in the addressed field and identify future implications. *Review Papers* may be submitted or they may be invited by the editors. They should contain no more than 5000 words (not including references, figures or tables), a summary of up to 250 words, and 4–5 keywords. (Exceptions to the length limitation will be considered by the editors if justified by the scope of the review.)

Originality and copyright To be published in *Genetics Research*, a manuscript cannot have been published previously, nor can it be under review for publication elsewhere. Papers with multiple authors are reviewed in the assumption that all authors have contributed materially to the research report, have approved the submitted manuscript and concur with its submission to *Genetics Research*. Authors of papers published in the journal assign copyright to Cambridge University Press, with certain rights reserved by the author. Before your manuscript can be accepted for publication in the journal, the corresponding author must send the signed Transfer of Copyright form to the following address: *Genetics Research*, Journals Production, Cambridge University Press, Shaftesbury Road, Cambridge CB2 8BS.

If you plan to include material that has been published elsewhere and/or is under copyright of a third party, it is the authors' responsibility to obtain permission to re-use or reproduce this material in the paper and to include necessary credits in the paper. When you submit your manuscript, please upload signed copies of any permission agreements.

Online submission All manuscripts should be submitted online at <http://www.editorialmanager.com/genetics>. Please ensure that your manuscript is uploaded in the correct file formats and using the correct journal styles. These are described in the Instructions for Contributors that can be found at www.journals.cambridge.org/grh.

Manuscript preparation and style The *Title Page* should contain the full title of the paper, the category under which the manuscript is submitted, the full names and affiliations of all authors, a short title for the running headlines (limited to 50 characters), and an email address for the corresponding author.

The *Summary* should be an unstructured abstract. It must not exceed 250 words, but it must provide the reader with a self-contained summary of the paper. It should include a brief introduction to the paper, the method, the key findings and the conclusions. A list of 4–5 keywords for indexing should follow the summary (not words that are used in your article's title).

The *Body of the Manuscript* should be broken into sections, such as the Introduction, Material and Methods, Results, Discussion, Acknowledgements, Declaration of Interest, Appendix, References. You should identify within the text where figures and tables should be inserted.

The *Acknowledgements* should list sources of financial support (including grant numbers) for all authors, credits for permission given for reproduction of third-party material, and any other acknowledgements.

In the *Declaration of Interest* section, you must report any potential conflicts of interest. Conflict of interest exists when an author has interests that might

inappropriately influence his or her judgement, even if that judgement is not influenced. Authors must disclose potentially conflicting interests so that others can make judgements about such effects. Such disclosure will not preclude publication, but it is necessary because of the potential of negative or positive bias. Authors should err on the side of full disclosure and if, authors are uncertain about what constitutes a relevant conflict, they should contact the editorial office. If there are no conflicts of interest, the section heading should be entered followed by 'None.'

The *Appendices* can be used to describe any additional material. You should use a main heading in the style '**Appendix A: A non-spatial deterministic model**'. Refer to appendices B, C etc. when there is more than one appendix. Figures, tables and equations in the appendix should be numbered in the style Figure A1, A2, Table A1, A2, Equation A1, A2 etc.

Figures, Tables and Equations All *Figure* files must be saved as TIFs, at final size and at appropriate resolution (600–1200 dpi for artwork and 300 dpi for photographs). Other file formats or figures 'pasted' into Word files are not accepted. Colour figures should be saved in CMYK (not RGB). Colour figures are published free of charge in *Genetics Research*, in both the online and the printed versions of the article. *Tables* should be placed in the main manuscript file at the end of the document, not within the main text. Each table should be placed on a separate page and its approximate position in the text must be indicated in the typescript. *Tables* must be supplied in a modifiable format, not as graphics. Type the table number and a short title at the top of the table, and place all the notes at the foot of the table. *Equations* should be typed within the manuscript in an editable format, aligned left, and each equation should be numbered. Ensure that you type mathematical symbols, not letters, and use the correct fonts for all Greek, Hebrew and script letters. The author must assume responsibility for the accuracy of complex mathematical formulae submitted.

References

Journal

Beaudoin, N., Serizet, C., Gosti, F. & Giraudat, J. Jr (2000 a). Interactions between abscisic acid. *Plant Cell* **12**, 1103–1116.
Oliver, T. R., Feingold, E., Yu, K., Cheung, V., Tinker, S., Yadav-Shah, M., Masse, N. & Sherman, S. L. (2008). New insight into human nondisjunction of chromosome 21 in oocyte. *PLoS Genetics* **4**, e1000033.

Book

Jeffreys, H. (1961). *Theory of Probability*, 3rd edn. Oxford, UK: Oxford University Press.
Goffinet, B. & Mangin, B. (1998). Testing of goodness of fit. In *Biostatistical Analysis*, p. 50. Rahway, NJ: Prentice-Hall.
Hoffman, A. A. (2000). Laboratory and field heritabilities. In *Genetic Variation in the Wild* (ed. T. A. Mousseau, B. Sinervo & J. A. Endler), pp. 200–218. New York: Oxford University Press.

Online publications

Koga, A., Sasaki, S., Naruse, K., Shimada, A. & Sakaizumi, M. (2010). Occurrence of a short variant of the *Tol2* transposable element in natural populations of the medaka fish. *Genetics Research*, published online 7 December 2010. doi: 10.1017/S0016672310000479.
Weisstein, E. W. (2005). Euler–Lagrange differential equation. Available at <http://mathworld.wolfram.com/eulerlagrangedifferentialequation.html> (accessed 10 April 2006).

PhD thesis

Yekutieli, D. (2001). Theoretical results needed for applying the false discovery rate in statistical problems. PhD thesis, Department of Statistics and Operations Research, Tel Aviv University, Tel Aviv, Israel.

Supplementary Material You must upload *Supplementary Material* at the same time that you submit your manuscript. At the head of the first page, type '*Genetics Research*', the article title, the names of the authors, and then the relevant inclusions. Although *Supplementary Material* is peer reviewed, it is not copyedited or typeset and it is loaded onto the journal's website exactly as supplied. Corrections cannot be made to the *Supplementary Material* after acceptance of the manuscript.

Ethical and Regulatory Guidelines Papers describing animal experiments must indicate that the research was approved by a Review Committee, or clearly state that the experiments were performed in accordance with accepted guidelines such as 'Guiding principles in the care and use of animals' (DHEW Publications, NIH, 80–23) or the Helsinki Declaration guidelines.

Deposition of Sequences Manuscripts will only be accepted for publication in *Genetics Research* on the understanding that protein and nucleic acid sequence data are deposited in a suitable public database, and polymorphism data is deposited in HGBASE. The corresponding accession numbers must be included in the paper. Authors must be willing to distribute freely, for academic research, any new strains, clones or antibodies that they describe. Papers describing protein or nucleic acid sequences should indicate in which public databases the sequences have been deposited.

Cambridge University Press

Printed in the UK by MPG Books Ltd

GENETICS RESEARCH

CONTENTS

ORIGINAL ARTICLES

The genetics of environmental variation of dry matter grain yield in maize

Ye Yang, Chris-Carolin Schön and Daniel Sorensen 113

Impact of fertility transmission and other sociodemographic factors on reproductive success and coalescent trees

Jean-Tristan Brandenburg, Frédéric Austerlitz and Bruno Toupance 121

An ensemble-based approach to imputation of moderate-density genotypes for genomic selection with application to Angus cattle

Chuanyu Sun, Xiao-Lin Wu, Kent A. Weigel, Guilherme J. M. Rosa, Stewart Bauck, Brent W. Woodward, Robert D. Schnabel, Jeremy F. Taylor and Daniel Gianola 133

Maximum likelihood estimation of individual inbreeding coefficients and null allele frequencies

Nathan Hall, Laina Mercer, Daisy Phillips, Jonathan Shaw and Amy D. Anderson 151

Estimation of recombination frequency in bi-parental genetic populations

Ziqi Sun, Huihui Li, Luyan Zhang and Jiankang Wang 163