

# CNS SPECTRUMS®

THE INTERNATIONAL JOURNAL OF NEUROPSYCHIATRIC MEDICINE

## **REVIEW ARTICLE**

### **Transdermal Selegiline: The New Generation of Monoamine Oxidase Inhibitors**

A.A. Patkar, C-U Pae, and P.S. Masand

## **ORIGINAL RESEARCH**

### **The Dynamics of Insight in the Prodrome of Schizophrenia**

R.G. Bota, J.S. Munro, W.F. Ricci, and D.A. Bota

### **Efficacy and Safety of Lamotrigine for Adults with Bipolar Disorder in a Private Practice Setting**

L.D. Ginsberg

### **Multisomatoform Disorder: Agreement Between Patient and Physician Report of Criterion Symptom Explanation**

K.M. Rost, W.P. Dickinson, L.M. Dickinson, and R.C. Smith

### **An Open-Label Trial of OROS Methylphenidate in Adults with Late-Onset ADHD**


J. Biederman, E. Mick, T. Spencer, C. Surman, P. Hammerness,  
R. Doyle, M. Dougherty, M. Aleardi, and K. Schweitzer

## **CASE REPORT**

### **Angioedema and Maculopapular Eruptions Associated with Carbamazepine Administration**

A. Elias, S. Madhusoodanan, D. Pudukkadan, and J.T. Antony

# Investigating New ADHD Treatments...



and New Ways to Deliver Them.

---

For details, visit

[www.ShireADHDTreatments.com](http://www.ShireADHDTreatments.com)

**Shire**

1-800-828-2088

**EDITOR**

Jack M. Gorman, MD  
Harvard Medical School  
Boston, MA

**ASSOCIATE AND  
FOUNDING EDITOR**

Eric Hollander, MD  
Mount Sinai School of Medicine  
New York, NY

**INTERNATIONAL EDITOR**

Joseph Zohar, MD  
Chaim Sheba Medical Center  
Tel-Hashomer, Israel

**ASSOCIATE INTERNATIONAL EDITORS**

**EUROPE**

Donatella Marazziti, MD  
University of Pisa  
Pisa, Italy

**MID-ATLANTIC**

Dan J. Stein, MD, PhD  
University of Cape Town  
Cape Town, South Africa

**FAR EAST**

Shigeto Yamawaki, MD, PhD  
Hiroshima University School  
of Medicine  
Hiroshima, Japan

**CONTRIBUTING WRITERS**

Joseph Biederman, MD  
Robert G. Bota, MD  
Lawrence D. Ginsberg, MD  
Subramoniam Madhusoodanan, MD  
Ashwin A. Patkar, MD  
Kathryn M. Rost, PhD

**COLUMNIST**

Dan J. Stein, MD, PhD

**MEDICAL REVIEWER**

David L. Ginsberg, MD

**CME COURSE DIRECTOR**

Eric Hollander, MD

**SUPPLEMENT EDITORS**

Eric Hollander, MD  
Joseph Zohar, MD

**NEUROLOGISTS**

Mitchell F. Brin, MD  
University of California, Irvine  
Irvine, CA

Jeffrey L. Cummings, MD  
University of California, Los Angeles  
Los Angeles, CA

Jerome Engel, Jr., MD, PhD  
University of California, Los Angeles  
Los Angeles, CA

Mark S. George, MD  
Medical University of South Carolina  
Charleston, SC

Richard B. Lipton, MD  
Albert Einstein College of Medicine  
Bronx, NY

C. Warren Olanow, MD, FRCPC  
Mount Sinai School of Medicine  
New York, NY

Steven George Pavlakis, MD  
Maimonides Medical Center  
Brooklyn, NY

Stephen D. Silberstein, MD, FACP  
Thomas Jefferson University  
Philadelphia, PA

Michael Trimble, MD, FRCP, FRPpsych  
National Hospital for Neurology  
and Neurosurgery  
London, United Kingdom

**PSYCHIATRISTS**

Margaret Allemus, MD  
Cornell University Medical College  
New York, NY

Dennis S. Charney, MD  
Mount Sinai School of Medicine  
New York, NY

Dwight L. Evans, MD  
University of Pennsylvania  
Philadelphia, PA

Siegfried Kasper, MD  
University of Vienna  
Vienna, Austria

Martin B. Keller, MD  
Brown Medical School  
Providence, RI

Lorin M. Koran, MD  
Stanford University School of Medicine  
Stanford, CA

Yves Lecrubier, MD  
Hôpital de la Salpêtrière  
Paris, France

Herbert Y. Meltzer, MD  
Vanderbilt University Medical Center  
Nashville, TN

Stuart A. Montgomery, MD  
St. Mary's Hospital Medical School  
London, United Kingdom

Charles B. Nemeroff, MD, PhD  
Emory University School of Medicine  
Atlanta, GA

Humberto Nicolini, MD, PhD  
National Mexican Institute of Psychiatry  
Mexico City, Mexico

Stefano Pallanti, MD, PhD  
University of Florence  
Florence, Italy

Katharine Phillips, MD  
Brown Medical School  
Providence, RI

Harold A. Pincus, MD  
Western Psychiatric Institute & Clinic  
RAND-University of Pittsburgh Health Institute,  
Pittsburgh, PA

Scott L. Rauch, MD  
Massachusetts General Hospital  
Charlestown, MA

Alan F. Schatzberg, MD  
Stanford University School of Medicine  
Stanford, CA

Thomas E. Schlaepfer, MD  
University of Bonn  
Bonn, Germany

Stephen M. Stahl, MD, PhD  
University of California, San Diego  
La Jolla, CA

Norman Sussman, MD, DFAPA  
New York University Medical School  
New York, NY

Karen Dineen Wagner, MD, PhD  
The University of Texas Medical Branch  
Galveston, Texas

Herman G.M. Westenberg, MD  
University Hospital Utrecht  
Utrecht, The Netherlands

Stuart C. Yudofsky, MD  
Baylor College of Medicine  
Houston, TX

**PUBLICATION STAFF**

**CEO & PUBLISHER**

Darren L. Brodeur

**ASSOCIATE PUBLISHER**

Elizabeth Katz

**MANAGING EDITOR**

Christopher Naccari

**SENIOR EDITOR**

Deborah Hughes

**SENIOR EDITOR—CNS SPECTRUMS**

José R. Ralat

**ACQUISITIONS EDITORS**

Lisa Arrington  
Shoshana Bauminger

**ASSOCIATE EDITOR—  
ENDURING MATERIALS**

Shelley Wong

**ASSOCIATE EDITORS**

Peter Cook  
Dena Croog

**SALES & MARKETING ASSOCIATE**

Kimberly Schneider

**MEDIA SALES REPRESENTATIVE**

Jodi Malcom

**INTERNS**

Virginia Jackson  
Carlos Perkins, Jr.  
Stephanie Spano

**ART DIRECTOR**

Derek Oscarson

**GRAPHIC DESIGNER**

Michael J. Vodilko

**CONTROLLER**

John Spano

**OFFICE MANAGER**

Manuel Pavón

**INFORMATION TECHNOLOGY**

Clint Bagwell Consulting

**CORPORATION COUNSEL**

Lawrence Ross, Esq.  
Bressler, Amery, and Ross

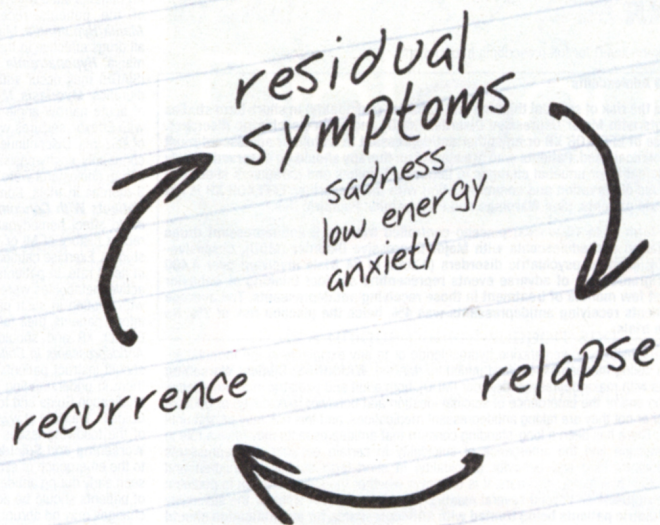


Publishers of



**EDITOR'S LETTER****338 Leading the Way: Advances in the Diagnosis, Treatment, and Management of Neuropsychiatric Illnesses***Jack M. Gorman, MD***ORIGINAL RESEARCH****355 The Dynamics of Insight in the Prodrome of Schizophrenia***Robert G. Bota, MD, University of Missouri-Kansas City; J. Stuart Munro, MD, University of Missouri-Kansas City; Walter F. Ricci, MD, University of Missouri-Kansas City; and Daniela A. Bota, MD, PhD, University of Kansas Medical Center***376 Efficacy and Safety of Lamotrigine for Adults with Bipolar Disorder in a Private Practice Setting***Lawrence D. Ginsberg, MD, Red Oak Psychiatry Associates***383 Multisomatoform Disorder: Agreement Between Patient and Physician Report of Criterion Symptom Explanation***Kathryn M. Rost, PhD, University of Colorado at Denver and Health Sciences Center; W. Perry Dickinson, MD, University of Colorado at Denver and Health Sciences Center; L. Miriam Dickinson, PhD, University of Colorado at Denver and Health Sciences Center; and Robert C. Smith, MD, ScM, Michigan State University College of Human Medicine***390 An Open-Label Trial of OROS Methylphenidate in Adults with Late-Onset ADHD***Joseph Biederman, MD, Massachusetts General Hospital; Eric Mick, MD, Massachusetts General Hospital; Thomas Spencer, MD, Massachusetts General Hospital; Craig Surman, MD, Massachusetts General Hospital; Paul Hammerness, MD, Massachusetts General Hospital; Robert Doyle, MD, Massachusetts General Hospital; Megan Dougherty, BS, Massachusetts General Hospital; Megan Aleardi, BA, Massachusetts General Hospital; and Karl Schweitzer, BA, Massachusetts General Hospital***REVIEW ARTICLE****363 Transdermal Selegiline: The New Generation of Monoamine Oxidase Inhibitors***Ashwin A. Patkar, MD, Duke University Medical Center; Chi-Un Pae, MD, Duke University Medical Center; and Prakash S. Masand, MD, Duke University Medical Center***MISSION**

CNS Spectrums' editorial mission is to address relevant neuropsychiatric topics, including the prevalence of comorbid diseases among patients, and original research and reports that emphasize the profound diagnostic and physiologic connections made within the neurologic and psychiatric fields. The journal's goal is to serve as a resource to psychiatrists and neurologists seeking to understand and treat disturbances of cognition, emotion, and behavior as a direct consequence of central nervous system disease, illness, or trauma.



## Break the cycle of unresolved depression with EFFEXOR XR<sup>1,2</sup>

### IMPORTANT TREATMENT CONSIDERATIONS

#### Suicidality in Children and Adolescents

Antidepressants increased the risk of suicidal thinking and behavior (suicidality) in short-term studies in children and adolescents with Major Depressive Disorder (MDD) and other psychiatric disorders. Anyone considering the use of EFFEXOR XR or any other antidepressant in a child or adolescent must balance this risk with the clinical need. Patients who are started on therapy should be observed closely for clinical worsening, suicidality, or unusual changes in behavior. Families and caregivers should be advised of the need for close observation and communication with the prescriber. EFFEXOR XR is not approved for use in pediatric patients.

- EFFEXOR XR is contraindicated in patients taking monoamine oxidase inhibitors (MAOIs).
- Adult and pediatric patients taking antidepressants can experience worsening of their depression and/or the emergence of suicidality. Patients should be observed closely for clinical worsening and suicidality, especially at the beginning of drug therapy, or at the time of increases or decreases in dose.

Anxiety, agitation, panic attacks, insomnia, irritability, hostility, aggressiveness, impulsivity, akathisia, hypomania, and mania have been reported and may represent precursors to emerging suicidality. Stopping or modifying therapy should be considered especially when symptoms are severe, abrupt in onset, or not part of presenting symptoms.

- Treatment with venlafaxine is associated with sustained increases in blood pressure (BP) in some patients. Postmarketing cases of elevated BP requiring immediate treatment have been reported. Pre-existing hypertension should be controlled. Regular BP monitoring is recommended.
- Abrupt discontinuation or dose reduction has been associated with discontinuation symptoms. Patients should be counseled on possible discontinuation symptoms and monitored while discontinuing the drug; the dose should be tapered gradually.

ONCE-DAILY  
VENLAFAXINE HCl  
**EFFEXOR XR**<sup>®</sup> EXTENDED  
RELEASE  
CAPSULES

*The change they deserve.*



Please see brief summary of Prescribing Information on adjacent pages.

**BRIEF SUMMARY.** See package insert for full prescribing information.

**Suicidality in Children and Adolescents**

Antidepressants increased the risk of suicidal thinking and behavior (suicidality) in short-term studies in children and adolescents with Major Depressive Disorder (MDD) and other psychiatric disorders. Anyone considering the use of EFFEXOR XR or any other antidepressant in a child or adolescent must balance this risk with the clinical need. Patients who are started on therapy should be observed closely for clinical worsening, suicidality, or unusual changes in behavior. Families and caregivers should be advised of the need for close observation and communication with the prescriber. EFFEXOR XR is not approved for use in pediatric patients. (See Warnings and Precautions: Pediatric Use.)

Pool analyses of short-term (4 to 16 weeks) placebo-controlled trials of 9 antidepressant drugs (SSRIs and others) in children and adolescents with Major Depressive Disorder (MDD), obsessive-compulsive disorder (OCD), or other psychiatric disorders (a total of 24 trials involving over 4,400 patients) have revealed a greater risk of adverse events representing suicidal thinking or behavior (suicidality) during the first few months of treatment in those receiving antidepressants. The average risk of such events in patients receiving antidepressants was 4%, twice the placebo risk of 2%. No suicides occurred in these trials.

**CONTRAINDICATIONS:** Hypersensitivity to venlafaxine hydrochloride or to any excipients in the formulation. Concomitant use in patients taking monoamine oxidase inhibitors (MAOIs). **WARNINGS: Clinical Worsening and Suicide Risk**—Patients with major depressive disorder (MDD), both adult and pediatric, may experience worsening of their depression and/or the emergence of suicidal ideation and behavior (suicidality) or unusual changes in behavior, whether or not they are taking antidepressant medications, and this risk may persist until significant remission occurs. There has been a long-standing concern that antidepressants may have a role in inducing worsening of depression and the emergence of suicidality in certain patients. Antidepressants increased the risk of suicidal thinking and behavior (suicidality) in short-term studies in children and adolescents with MDD and other psychiatric disorders. It is unknown whether the suicidality risk in pediatric patients extends to longer-term use, i.e., beyond several months. It is also unknown whether the suicidality risk extends to adults. **All pediatric patients being treated with antidepressants for any indication should be observed closely for clinical worsening, suicidality, and unusual changes in behavior, especially during the initial few months of a course of drug therapy, or at times of dose changes, either increases or decreases.** Anxiety, agitation, panic attacks, insomnia, irritability, hostility, aggressiveness, impulsivity, akathisia (psychomotor restlessness), panic attacks, and mania have been reported in adult and pediatric patients being treated with antidepressants for MDD and other indications, both psychiatric and nonpsychiatric. Although a causal link between the emergence of such symptoms and either the worsening of depression and/or the emergence of suicidal impulses has not been established, there is concern that such symptoms may represent precursors to emerging suicidality. Consideration should be given to changing the therapeutic regimen, including possibly discontinuing the medication, in patients whose depression is persistently worse, or who are experiencing emergent suicidality or symptoms that might be precursors to worsening depression or suicidality, especially if these symptoms are severe, abrupt in onset, or were not part of the patient's presenting symptoms. If the decision has been made to discontinue treatment, medication should be tapered, as rapidly as is feasible, but with recognition that abrupt discontinuation can be associated with certain symptoms (see **PRECAUTIONS AND DOSAGE AND ADMINISTRATION**). Families and caregivers of pediatric patients being treated with antidepressants for MDD or other indications, both psychiatric and nonpsychiatric, should be alerted about the need to monitor patients for the emergence of agitation, irritability, unusual changes in behavior, and the other symptoms described above, as well as the emergence of suicidality, and to report such symptoms immediately to health care providers. Such monitoring should include daily observation by families and caregivers. Prescriptions for Effexor XR should be written for the smallest quantity of capsules consistent with good patient management, in order to reduce the risk of overdose. Families and caregivers of adults being treated for depression should be similarly advised. **Screening Patients for Bipolar Disorder:** A major depressive episode may be the initial presentation of bipolar disorder. It is generally believed that treating such an episode with an antidepressant alone may increase the likelihood of precipitation of a mixed/manic episode in patients at risk for bipolar disorder. Whether any of the symptoms described above represent such a conversion is unknown. Prior to initiating antidepressant treatment, patients with depressive symptoms should be screened to determine if they are at risk for bipolar disorder; such screening should include a detailed psychiatric history, including a family history of suicide, bipolar disorder, and depression. Effexor XR is not approved for use in treating bipolar depression. **Potential for Interaction with MAOIs—Adverse reactions, some serious, have been reported in patients who recently discontinued an MAOI and started on venlafaxine, or who recently discontinued venlafaxine prior to initiation of an MAOI.** These reactions included tremor, myoclonus, diaphoresis, nausea, vomiting, flushing, dizziness, hyperthermia with features resembling neuroleptic malignant syndrome, seizures, and death. Effexor XR should not be used in combination with an MAOI, or within at least 14 days of discontinuing treatment with an MAOI. At least 7 days should be allowed after stopping venlafaxine before starting an MAOI. **Sustained Hypertension**—Venlafaxine is associated with sustained increases in blood pressure (BP) in some patients. Postmarketing cases of elevated BP requiring immediate treatment have been reported. Pre-existing hypertension should be controlled. Regular monitoring of BP is recommended. For patients experiencing sustained increase in BP, consider either dose reduction or discontinuation. **PRECAUTIONS: General—Discontinuation of Treatment with Effexor XR.** Abrupt discontinuation or dose reduction of venlafaxine at various doses is associated with new symptoms, the frequency of which increased with increased dose level and longer duration of treatment. Symptoms include agitation, anorexia, anxiety, confusion, coordination impaired, diarrhea, dizziness, dry mouth, dysphoric mood, emotional lability, fasciculation, fatigue, headaches, hypomania, insomnia, irritability, lethargy, nausea, nervousness, nightmares, seizures, sensory disturbances (e.g., paresthesias such as electric shock sensations), somnolence, sweating, tinnitus, tremor, vertigo, and vomiting. Monitor patients when discontinuing treatment. A gradual reduction in the dose rather than abrupt cessation is recommended. If intolerable symptoms occur following a decrease in the dose or upon discontinuation of treatment, consider resuming the previously prescribed dose. Subsequently, continue decreasing the dose at a more gradual rate. **Insomnia and Nervousness:** Treatment-emergent insomnia and nervousness have been reported. In Phase 3 trials, insomnia led to drug discontinuation in 1% of both depressed patients and Panic Disorder (PD) patients and in 3% of both Generalized Anxiety Disorder (GAD) and Social Anxiety Disorder (SAD) patients. Nervousness led to drug discontinuation in 0.9% of depressed patients, in 2% of GAD patients, and in 0% of SAD and PD patients. **Changes in Weight. Adult Patients:** In short-term MDD trials, 7% of Effexor XR patients had  $\geq 5\%$  loss of body weight and 0.1% discontinued for weight loss. In 6-month GAD studies, 3% of Effexor XR patients had  $\geq 7\%$  loss of body weight, and 0.3% discontinued for weight loss in 8-week studies. In 12-week SAD trials, 3% of Effexor XR patients had  $\geq 7\%$  loss of body weight and no patients discontinued for weight loss. In 12-week PD trials, 3% of Effexor XR patients had  $\geq 7\%$  loss of body weight, and no patients discontinued for weight loss. The safety and efficacy of venlafaxine in combination with weight loss agents, including phentermine, have not been established. Coadministration of Effexor XR and weight loss agents is not recommended. Effexor XR is not indicated for weight loss alone or in combination with other products. **Pediatric Patients:** Weight loss was seen in patients aged 6-17 receiving Effexor XR. More Effexor XR patients than placebo patients experienced weight loss of at least 3.5% in both MDD and GAD studies (18% vs. 3.6%;  $P < 0.001$ ). Weight loss was not limited to patients with treatment-emergent anorexia (decreased appetite). Children and adolescents in a 6-month study had increases in weight less than expected based on data from age- and sex-matched peers. The difference between observed and expected weight gain was larger for children <12 years old than for adolescents >12 years old. **Changes in Height. Pediatric Patients:** In 8-week GAD studies, Effexor XR patients aged 6-17 grew an average of 0.3 cm ( $n=122$ ), while placebo patients grew an average of 1.0 cm ( $n=132$ );  $P=0.041$ . This difference in height increase was most notable in patients <12. In 8-week MDD studies, Effexor XR patients grew an average of 0.8 cm ( $n=146$ ), while placebo patients grew an average of 0.7 cm ( $n=147$ ). In a 6-month study, children and adolescents had height increases less than expected based on data from age- and sex-matched peers. The difference between observed and expected growth rates was larger for children <12 years old than for adolescents >12 years old. **Changes in Appetite. Adult Patients:** Treatment-emergent anorexia was more commonly reported for Effexor XR (8%) than placebo (4%) patients in MDD studies. The discontinuation rate for anorexia was 1.0% in MDD studies. Treatment-emergent anorexia was more commonly reported for Effexor XR (8%) than placebo (2%) patients in SAD studies. The discontinuation rate for anorexia was 0.9% for up to 8 weeks in GAD studies. Treatment-emergent anorexia was more commonly reported for Effexor XR (20%) than placebo (2%) patients in SAD studies. The discontinuation rate for anorexia was 0.4% for up to 12 weeks in SAD studies. Treatment-emergent anorexia was more commonly reported for Effexor XR (8%) than placebo (3%) patients in PD studies. The discontinuation rate for anorexia was 0.4% for Effexor XR patients in 12-week PD studies. **Pediatric Patients:**

Decreased appetite was seen in pediatric patients receiving Effexor XR. In GAD and MDD trials, 10% of Effexor XR patients aged 6-17 for up to 8 weeks and 3% of placebo patients had treatment-emergent anorexia. None of the patients receiving Effexor XR discontinued for anorexia or weight loss. **Activation of Mania/Hypomania:** Mania or hypomania has occurred during short-term depression and PD studies. As with all drugs effective in the treatment of MDD, Effexor XR should be used cautiously in patients with a history of mania. **Hypонатremia:** Hyponatremia and/or the syndrome of inappropriate antidiuretic hormone secretion (SIADH) may occur with venlafaxine. Consider this in patients who are volume-depleted, elderly, or taking diuretics. **Mydriasis:** Mydriasis has been reported; monitor patients with raised intraocular pressure or at risk of acute narrow-angle glaucoma (angle-closure glaucoma). **Selzurs:** In all premarketing depression trials with Effexor, seizures were reported in 0.3% of venlafaxine patients. Use cautiously in patients with a history of seizures. Discontinue in any patient who develops seizures. **Abnormal Bleeding:** Abnormal bleeding (most commonly ecchymosis) has been reported. **Serum Cholesterol Elevation:** Clinically relevant increases in serum cholesterol were seen in 5.3% of venlafaxine patients and 0.0% of placebo patients treated for at least 3 months in trials. Consider measurement of serum cholesterol levels during long-term treatment. **Use in Patients With Concomitant Illness:** Use Effexor XR cautiously in patients with diseases or conditions that could affect hemodynamic responses or metabolism. Venlafaxine has not been evaluated in patients with recent history of MI or unstable heart disease. Increases in QT interval (QTc) have been reported in clinical studies. Exercise caution in patients whose underlying medical conditions might be compromised by increases in heart rate. In patients with renal impairment or cirrhosis of the liver, the clearances of venlafaxine and its active metabolites were decreased, prolonging the elimination half-lives. A lower dose may be necessary; use with caution in such patients. **Information for Patients—Prescribers or other health professionals should inform patients, their families, and their caregivers about the benefits and risks associated with treatment with Effexor XR and should counsel them in its appropriate use. A patient Medication Guide About Using Antidepressants in Children and Teenagers is available for Effexor XR. The prescriber or health professional should instruct patients, their families, and their caregivers to read the Medication Guide and should assist them in understanding its contents. Patients should be given the opportunity to discuss the contents of the Medication Guide and to obtain answers to any questions they may have. The complete text of the Medication Guide is available at [www.effexor.com](http://www.effexor.com) or in the approved prescribing information. Patients should be advised of the following issues and asked to alert their prescriber if these occur while taking Effexor XR. **Clinical Worsening and Suicide Risk:** Patients, their families, and their caregivers should be encouraged to be alert to the emergence of symptoms listed in **WARNINGS: Clinical Worsening and Suicide Risk**, especially those seen early during antidepressant treatment and when the dose is adjusted up or down. Families and caregivers of patients should be advised to observe for the emergence of such symptoms on a day-to-day basis, since changes may be abrupt. Such symptoms should be reported to the patient's prescriber or health professional, especially if they are severe, abrupt in onset, or were not part of the patient's presenting symptoms. Symptoms such as these may be associated with an increased risk for suicidal thinking and behavior and indicate a need for very close monitoring and possibly changes in the medication. Caution patients about operating hazardous machinery, including automobiles, until they are reasonably sure that venlafaxine does not adversely affect their abilities. Tell patients to avoid alcohol while taking Effexor XR and to notify their physician 1) if they become pregnant or intend to become pregnant during therapy, or if they are nursing; 2) about other prescription or over-the-counter drugs, including herbal preparations, they are taking or plan to take; 3) if they develop a rash, hives, or related allergic phenomena. **Laboratory Tests:** No specific laboratory tests are recommended. **Drug Interactions—Alcohol:** A single dose of ethanol had no effect on the pharmacokinetics (PK) of venlafaxine or O-desmethylvenlafaxine (ODV) and venlafaxine did not exaggerate the psychomotor and psychometric effects induced by ethanol. **Cimetidine:** Use caution when administering venlafaxine with cimetidine to patients with pre-existing hypertension or hepatic dysfunction, and the elderly. **Diazepam:** A single dose of diazepam did not appear to affect the PK of either venlafaxine or ODV. Venlafaxine did not have any effect on the PK of diazepam or its active metabolite, desmethyl-diazepam, or affect the psychomotor and psychometric effects induced by diazepam. **Haloperidol:** Venlafaxine decreased total oral-dose clearance of haloperidol, resulting in a 70% increase in haloperidol AUC. The haloperidol  $C_{max}$  increased 88%, but the haloperidol elimination half-life was unchanged. **Lithium:** A single dose of lithium did not appear to affect the PK of either venlafaxine or ODV. Venlafaxine had no effect on the PK of lithium. **Drugs Highly Bound to Plasma Proteins:** Venlafaxine is not highly bound to plasma proteins; coadministration of Effexor XR with a highly protein-bound drug should not cause increased free concentrations of the other drug. **Drugs That Inhibit Cytochrome P450 Isoenzymes:** CYP2D6 Inhibitors: Venlafaxine is metabolized to its active metabolite, ODV, by CYP2D6. Drugs inhibiting this isoenzyme have the potential to increase plasma concentrations of venlafaxine and decrease concentrations of ODV. No dosage adjustment is required when venlafaxine is coadministered with a CYP2D6 inhibitor. Concomitant use of venlafaxine with drug treatment(s) that potentially inhibit both CYP2D6 and CYP3A4, the primary metabolizing enzymes for venlafaxine, has not been studied. Use caution if therapy includes venlafaxine and any agent(s) that produces simultaneous inhibition of these two enzyme systems. **Drugs Metabolized by Cytochrome P450 Isoenzymes:** Venlafaxine is a relatively weak inhibitor of CYP2D6. Venlafaxine did not inhibit CYP1A2 and CYP3A4, CYP2C9 (in vitro), or CYP2C19. **Imipramine:** Venlafaxine did not affect the PK of imipramine and 2-OH-imipramine. However, desipramine AUC,  $C_{max}$  and  $C_{min}$  increased by ~35% in the presence of venlafaxine. The 2-OH-desipramine AUCs increased by 2.5-4.5 fold. Imipramine did not affect the PK of venlafaxine and ODV. **Risperidone:** Venlafaxine slightly inhibited the CYP2D6-mediated metabolism of risperidone to its active metabolite, 9-hydroxyrisperidone, resulting in a ~32% increase in risperidone AUC. Venlafaxine coadministration did not significantly alter the PK profile of the total active moiety (risperidone plus 9-hydroxyrisperidone). **CYP3A4:** Venlafaxine did not inhibit CYP3A4 in vitro and in vivo. **Indinavir:** In a study of 9 healthy volunteers, venlafaxine administration resulted in a 28% decrease in the AUC of a single dose of indinavir and a 36% decrease in indinavir  $C_{max}$ . Indinavir did not affect the PK of venlafaxine and ODV. **CYP1A2:** Venlafaxine did not inhibit CYP1A2 in vitro and in vivo. **CYP2C9:** Venlafaxine did not inhibit CYP2C9 in vitro. In vivo, venlafaxine 75 mg by mouth every 12 hours did not alter the PK of a single 550-mg dose of tolbutamide or the CYP2C9-mediated formation of 4-hydroxy-tolbutamide. **CYP2C19:** Venlafaxine did not inhibit the metabolism of diazepam, which is partially metabolized by CYP2C19 (see **Diazepam** above). **MAOIs:** See **CONTRAINDICATIONS** and **WARNINGS, CNS-Active Drugs:** Use caution with concomitant use of venlafaxine and other CNS-active drugs. Based on its mechanism of action and the potential for serotonin syndrome, use caution when coadministering venlafaxine with other drugs affecting the serotonergic neurotransmitter systems, such as triptans, serotonin reuptake inhibitors, or lithium. **Electroconvulsive Therapy (ECT):** There are no clinical data establishing the benefit of ECT combined with Effexor XR treatment. **Carcinogenesis, Mutagenesis, Impairment of Fertility—Carcinogenesis:** There was no increase in tumors in mice and rats given up to 1.7 times the maximum recommended human dose (MRHD) on a mg/m<sup>2</sup> basis. **Mutagenesis:** Venlafaxine and ODV were not mutagenic in the Ames reverse mutation assay in *Salmonella* bacteria or the CHO/HGPRT mammalian cell forward gene mutation assay. Venlafaxine was not clastogenic in several assays. ODV elicited a clastogenic response in the in vivo chromosomal aberration assay in rat bone marrow. **Impairment of Fertility:** No effects on reproduction or fertility in rats were noted at oral doses of up to 2 times the MRHD on a mg/m<sup>2</sup> basis. **Pregnancy—Teratogenic Effects—Pregnancy Category C.** Reproduction studies in rats given 2.5 times, and rabbits given 4 times the MRHD (mg/m<sup>2</sup> basis) revealed no malformations in offspring. However, in rats given 2.5 times the MRHD, there was a decrease in pup weight, an increase in stillborn pups, and an increase in pup deaths during the first 5 days of lactation when dosing began during pregnancy and continued until weaning. There are no adequate and well-controlled studies in pregnant women; use Effexor XR during pregnancy only if clearly needed. **Nonteratogenic Effects.** Neonates exposed to Effexor XR late in the third trimester have developed complications requiring prolonged hospitalization, respiratory support, and tube feeding. Complications can arise immediately upon delivery. Reports include respiratory distress, cyanosis, apnea, seizures, temperature instability, feeding difficulty, vomiting, hypoglycemia, hypotonia, hypertonia, hyperreflexia, tremor, jitteriness, irritability, and constant crying. This is consistent with a direct toxic effect of SMRIs or a drug discontinuation syndrome. In some cases, it is consistent with serotonin syndrome. When treating a pregnant woman with Effexor XR during the third trimester, carefully consider the potential risks and benefits of treatment and consider tapering Effexor XR in the third trimester. **Labor, Delivery, Nursing—**The effect on labor and delivery in humans is unknown. Venlafaxine and ODV have been reported to be excreted in human milk. Because of the potential for serious adverse reactions in nursing infants from Effexor XR, a decision should be made whether to discontinue nursing or to discontinue the drug, taking into account the importance of the drug to the mother. **Pediatric Use—**Safety and effectiveness in the pediatric population have not been established (see **BOX WARNING** and **WARNINGS: Clinical Worsening and Suicide Risk**). No studies have adequately assessed the impact of Effexor XR on growth, development, and maturation of children and adolescents. Studies suggest Effexor XR may adversely affect weight and height (see **PRECAUTIONS—General, Changes in Height and Changes in Weight**). Should the decision be made to treat a pediatric patient with Effexor XR, regular monitoring of weight and height is recommended during treatment, particularly if long term. The safety of Effexor XR for pediatric patients has not been assessed for chronic treatment >6 months. In studies in patients aged 6-17, blood pressure and cholesterol increases considered to be clinically relevant were similar to that observed in adult patients. The precautions for adults apply to pediatric patients. **Geriatric Use—**No overall differences in effectiveness or safety were observed between geriatric and younger patients. Greater sensitivity of some older individuals cannot be ruled out. Hyponatremia and SIADH have been reported, usually in the elderly. **ADVERSE REACTIONS: Associated with Discontinuation of Treatment—**The most common events leading to discontinuation in MDD, GAD, SAD, and PD trials included nausea, anorexia, anxiety, impotence, dry mouth, dizziness, insomnia, somnolence, hypertension, diarrhea, paresthesia, tremor, abnormal (mostly blurred) vision, abnormal (mostly delayed) ejaculation, asthenia, vomiting, nervousness, headache,**

vasodilatation, thinking abnormal, decreased libido, and sweating. **Commonly Observed Adverse Events in Controlled Clinical Trials for MDD, GAD, SAD, and PD—Body as a Whole:** asthenia, headache, flu syndrome, accidental injury, abdominal pain. **Cardiovascular:** vasodilatation, hypertension, palpitation. **Digestive:** nausea, constipation, anorexia, vomiting, flatulence, diarrhea, eructation. **Metabolic/Nutritional:** weight loss. **Nervous System:** dizziness, somnolence, insomnia, dry mouth, nervousness, abnormal dreams, tremor, depression, hyperreflexia, paresthesia, libido decreased, agitation, anxiety, twitching. **Respiratory System:** pharyngitis, yawn, sinusitis. **Skin:** sweating. **Special Senses:** abnormal vision. **Urogenital System:** abnormal ejaculation, impotence, orgasmic dysfunction (including anorgasmia) in females. **Vital Sign Changes:** Effexor XR was associated with a mean increase in pulse rate of about 2 beats/min in depression and GAD trials and a mean increase in pulse rate of 4 beats/min in SAD trials. (See **WARNINGS—Sustained Hypertension**.) **Laboratory Changes:** Clinically relevant increases in serum cholesterol were noted in Effexor XR clinical trials. Increases were duration dependent over the study period and tended to be greater with higher doses. **Other Events Observed During the Premarketing Evaluation of Effexor and Effexor XR—N=6,570.** "Frequent"—events occurring in at least 1/100 patients; "infrequent"—1/100 to 1/1000 patients; "rare"—fewer than 1/1000 patients. **Body as a whole** - Frequent: chest pain substernal, chills, fever, neck pain; Infrequent: face edema, intentional injury, malaise, monilia, neck rigidity, pelvic pain, photosensitivity reaction, suicide attempt, withdrawal syndrome; Rare: appendicitis, bacteremia, carcinoma, cellulitis. **Cardiovascular system** - Frequent: migraine, postural hypotension, tachycardia; Infrequent: angina pectoris, arrhythmia, extrasystoles, hypotension, peripheral vascular disorder (mainly cold feet and/or cold hands), syncope, thrombophlebitis; Rare: aortic aneurysm, arteritis, first-degree atrioventricular block, bigeminy, bundle branch block, capillary fragility, cerebral ischemia, coronary artery disease, congestive heart failure, heart arrest, hematoma, cardiovascular disorder (mitral valve and circulatory disturbance), mucocutaneous hemorrhage, myocardial infarct, pallor, sinus arrhythmia. **Digestive system** - Frequent: increased appetite; Infrequent: bruxism, colitis, dysphagia, tongue edema, esophagitis, gastritis, gastroenteritis, gastrointestinal ulcer, gingivitis, glossitis, rectal hemorrhage, hemorrhoids, melena, oral monilia, stomatitis, mouth ulceration; Rare: abdominal distention, biliary pain, cheliitis, cholecystitis, cholelithiasis, esophageal spasms, duodenitis, hematemesis, gastroesophageal reflux disease, gastrointestinal hemorrhage, gum hemorrhage, hepatitis, ileitis, jaundice, intestinal obstruction, liver tenderness, parotitis, periodontitis, proctitis, rectal disorder, salivary gland enlargement, increased salivation, soft stools, tongue discoloration. **Endocrine system** - Rare: galactorrhoea, goiter, hyperthyroidism, hypothyroidism, thyroid nodule, thyroiditis. **Hemic and lymphatic system** - Frequent: ecchymosis; Infrequent: anemia, leukocytosis, leukopenia, lymphadenopathy, thrombocytopenia; Rare: basophilia, bleeding time increased, cyanosis, eosinophilia, lymphocytosis, multiple myeloma, purpura, thrombocytopenia. **Metabolic and nutritional** - Frequent: edema, weight gain; Infrequent: alkaline phosphatase increased, dehydration, hypercholesterolemia, hyperglycemia, hyperlipemia, hypoglycemia, hypokalemia, SGOT increased, thirst; Rare: alcohol intolerance, bilirubinemia, BUN increased, creatinine increased, diabetes mellitus, glycosuria, gout, healing abnormal, hemochromatosis, hypercalcemia, hypokalemia, hyperphosphatemia, hyperuricemia, hypocholesterolemia, hyponatremia, hypophosphatemia, hypoproteinemia, uremia. **Musculoskeletal system** - Frequent: arthralgia; Infrequent: arthritis, arthrosis, bone spurs, bursitis, leg cramps, myasthenia, tenosynovitis; Rare: bone pain, pathological fracture, muscle cramp, muscle spasms, musculoskeletal stiffness, myopathy, osteoporosis, osteosclerosis, plantar fasciitis, rheumatoid arthritis, tendon rupture. **Nervous system** - Frequent: amnesia, confusion, depersonalization, hyposthesia, thinking abnormal, trismus, vertigo; Infrequent: akathisia, apathy, ataxia, circumoral paresthesia, CNS stimulation, emotional lability, euphoria, hallucinations, hostility, hyperesthesia, hyperkinesia, hypotonia, incoordination, manic reaction, myoclonus, neuralgia, neuropathy, psychosis, seizure, abnormal speech, stupor, suicidal ideation; Rare: abnormal/changed behavior, adjustment disorder, akinesia, alcohol abuse, aphasia, bradykinesia, buccoglossal syndrome, cerebrovascular accident, feeling drunk, loss of consciousness, delusions, dementia, dystonia, energy increased, facial paralysis, abnormal gait, Guillain-Barré syndrome, homicidal ideation, hyperchlorhydria, hypokinesia, hysteria, impulse control difficulties, libido increased, motion sickness, neuritis, nystagmus, paranoid reaction, paresis, psychotic depression, reflexes decreased, reflexes increased, torticollis. **Respiratory system** - Frequent: cough increased, dyspnea; Infrequent: asthma, chest congestion, epistaxis, hyperventilation, laryngismus, laryngitis, pneumonia, voice alteration; Rare: atelectasis, hemoptysis, hypoventilation, hypoxia, larynx edema, pleurisy, pulmonary embolus, sleep apnea. **Skin and appendages** - Frequent: pruritus; Infrequent: acne, alopecia, contact dermatitis, dry skin, eczema, maculopapular rash, psoriasis, urticaria; Rare: brittle nails, erythema nodosum, exfoliative dermatitis, lichenoid dermatitis, hair discoloration, skin discoloration, furunculosis, hirsutism, leukoderma, miliaria, petechial rash, pruritic rash, pustular rash, vesiculobullous rash, seborrhea, skin atrophy, skin hypertrophy, skin striae, sweating decreased. **Special senses** - Frequent: abnormality of accommodation, mydriasis, taste perversion; Infrequent: conjunctivitis, diplopia, dry eyes, eye pain, hyperacusis, otitis media, parosmia, photophobia, taste loss, visual field defect; Rare: blepharitis, cataract, chromatopsia, conjunctival edema, corneal lesion, deafness, exophthalmos, eye hemorrhage, glaucoma, retinal hemorrhage, subconjunctival hemorrhage, keratitis, labyrinthitis, miosis, papilledema, decreased pupillary reflex, otitis externa, scleritis, uveitis. **Urogenital system** - Frequent: prostatic disorder (prostatitis, enlarged prostate, and prostate irritability), urination impaired; Infrequent: albuminuria, amenorrhea, breast pain, cystitis, dysuria, hematuria, kidney calculus, kidney pain, leukorrhea, menorrhagia, metrorrhagia, nocturia, polyuria, pyuria, urinary incontinence, urinary retention, urinary urgency, vaginal hemorrhage, vaginitis; Rare: abortion, anuria, balanitis, bladder pain, breast discharge, breast engorgement, breast enlargement, endometriosis, female lactation, fibrocystic breast, calcium crystalluria, cervicitis, orchitis, ovarian cyst, prolonged erection, gynecomastia (male), hypomenorrhea, kidney function abnormal, mastitis, menopause, pyelonephritis, oliguria, salpingitis, urolithiasis, uterine hemorrhage, uterine spasm, vaginal dryness. **Postmarketing Reports:** agranulocytosis, anaphylaxis, aplastic anemia, catatonia, congenital anomalies, CPK increased, deep vein thrombophlebitis, delirium, EKG abnormalities such as QT prolongation; cardiac arrhythmias including atrial fibrillation, supraventricular tachycardia, ventricular extrasystoles, and rare reports of ventricular fibrillation and ventricular tachycardia, including torsades de pointes; epidermal necrosis/Stevens-Johnson syndrome, erythema multiforme, extrapyramidal symptoms (including dyskinesia and tardive dyskinesia), angle-closure glaucoma, hemorrhage (including eye and gastrointestinal bleeding), hepatic events (including GGT elevation; abnormalities of unspecified liver function tests; liver damage, necrosis, or failure; and fatty liver), involuntary movements, LDH increased, neuroleptic malignant syndrome-like events (including a case of a 10-year-old who may have been taking methylphenidate, was treated and recovered), neutropenia, night sweats, pancreatitis, pancytopenia, panic, prolactin increased, pulmonary eosinophilia, renal failure, rhabdomyolysis, serotonin syndrome, shock-like electrical sensations or tinnitus (in some cases, subsequent to the discontinuation of venlafaxine or tapering of dose), and SIADH (usually in the elderly). Elevated clozapine levels that were temporally associated with adverse events, including seizures, have been reported following the addition of venlafaxine. Increases in prothrombin time, partial thromboplastin time, or INR have been reported when venlafaxine was given to patients on warfarin therapy. **DRUG ABUSE AND DEPENDENCE:** Effexor XR is not a controlled substance. Evaluate patients carefully for history of drug abuse and observe such patients closely for signs of misuse or abuse. **OVERDOSAGE:** Electrocardiogram changes (e.g., prolongation of QT interval, bundle branch block, QRS prolongation), sinus and ventricular tachycardia, bradycardia, hypotension, altered level of consciousness (ranging from somnolence to coma), rhabdomyolysis, seizures, vertigo, liver necrosis, and death have been reported. Treatment should consist of those general measures employed in the management of overdosage with any antidepressant. Ensure an adequate airway, oxygenation and ventilation. Monitor cardiac rhythm and vital signs. General supportive and symptomatic measures are also recommended. Induction of emesis is not recommended. Gastric lavage with a large bore orogastric tube with appropriate airway protection, if needed, may be indicated if performed soon after ingestion or in symptomatic patients. Activated charcoal should be administered. Due to the large volume of distribution of this drug, forced diuresis, dialysis, hemoperfusion, and exchange transfusion are unlikely to be of benefit. No specific antidotes for venlafaxine are known. In managing overdosage, consider the possibility of multiple drug involvement. Consider contacting a poison control center for additional information on the treatment of overdose. Telephone numbers for certified poison control centers are listed in the Physicians' Desk Reference® (PDR). **DOSE AND ADMINISTRATION:** Consult full prescribing information for dosing instructions. **Switching Patients to or from an MAOI—**At least 14 days should elapse between discontinuation of an MAOI and initiation of therapy with Effexor XR. At least 7 days should be allowed after stopping Effexor XR before starting an MAOI (see **CONTRAINDICATIONS** and **WARNINGS**). This brief summary is based on Effexor XR Prescribing Information W10404C019, revised November 2005.

# Take a closer look at Dialogues Time to Talk™

## Dialogues

is a unique patient support and education program that is designed to help you foster successful therapy

## Dialogues

offers patients access to a call center to speak with a health care provider for patient support and education to reinforce your efforts

## Dialogues

supplies feedback and updates about these patient calls to you, their physician

Encourage your **EFFEXOR XR** patients to enroll in **Dialogues** by calling 866-313-3737 —and you can visit [mddpatientsupport.com](http://mddpatientsupport.com)

The most common adverse events reported in EFFEXOR XR short-term placebo-controlled depression, generalized anxiety disorder (GAD), social anxiety disorder (SAD), and/or panic disorder (PD) trials (incidence  $\geq 10\%$  and  $\geq 2\%$  that of placebo) were anorexia, asthenia, constipation, dizziness, dry mouth, ejaculation problems, impotence, insomnia, nausea, nervousness, somnolence, and sweating.

ONCE-DAILY  
VENLAFAXINE HCl  
**EFFEXOR XR**® EXTENDED  
RELEASE  
CAPSULES

**The change they deserve.**

References: 1. Data on file, Wyeth Pharmaceuticals Inc. 2. Effexor XR® (venlafaxine HCl) Extended-Release and Effexor Immediate-Release Prescribing Information, Wyeth Pharmaceuticals Inc.

Please see brief summary of Prescribing Information on adjacent pages.

Wyeth® © 2005, Wyeth Pharmaceuticals Inc., Philadelphia, PA 19101  
116965-01

Wyeth® © 2005, Wyeth Pharmaceuticals Inc., Philadelphia, PA 19101

**LETTER TO THE EDITOR****340 Serious Adverse Events and the Modafinil Augmentation Study****CLINICAL UPDATES IN NEUROPSYCHIATRY****345 News From the Field of Neuroscience**

- **FDA Approves Methylphenidate Transdermal System for the Treatment of ADHD**
- **FDA Approves Naltrexone for Extended-Release Injectable Suspension for the Treatment of Alcohol Dependence**
- **Patients with Comorbid BPD May Benefit from Dialectical Behavior Therapy**
- **The Role of Behavioral Avoidance in Patients with SAD Partially Mediates Depressive Symptoms**
- **Nursing Home Patients Suffering from Depression and Anxiety Experience a Negative Impact on Quality of Life**
- **No Definitive Evidence for Specific Psychiatric Symptomatology and Brain Tumor Location Linked**

**CASE REPORT****352 Angioedema and Maculopapular Eruptions Associated with Carbamazepine Administration**

*Alby Elias, MD, Jubilee Mission Medical College; Subramoniam Madhusoodanan, MD, St. John's Episcopal Hospital; David Pudukkadan, MD, Jubilee Mission Medical College; and James T. Antony, MD, MRCPsych, Jubilee Mission Medical College*

**CME QUIZ**

- 397 The quiz is CME-accredited by Mount Sinai School of Medicine for 3.0 credit hours.**

**GENERAL INFORMATION****347 Author Guidelines****402 Editorial Feedback**

Founded in 1996, *CNS Spectrums* is indexed in *Index Medicus* and is available on MEDLINE under the citation *CNS Spectr.* *CNS Spectrums* is also distributed to all CINP members and is accredited for international CME by EACIC.

*CNS Spectrums* (ISSN 1092-8529) is published monthly by MBL Communications, Inc. 333 Hudson Street, 7th Floor, New York, NY 10013.

One-year subscription rates: domestic \$120; foreign \$195; in-training \$85. For subscriptions: Tel: 212-328-0800; Fax: 212-328-0600; Web: [www.cns-spectrums.com](http://www.cns-spectrums.com). Single issues: \$15 – E-mail [ks@mbldcommunications.com](mailto:ks@mbldcommunications.com)

For editorial inquiries, please fax us at 212-328-0600 or E-mail José R. Ralat at [jrr@mbldcommunications.com](mailto:jrr@mbldcommunications.com). For bulk reprint purchases, please contact Christopher Naccari at [cdn@mbldcommunications.com](mailto:cdn@mbldcommunications.com).

Subscribers, send address changes to *CNS Spectrums* c/o MMS, Inc., 185 Hansen Court, Suite 110, Wood Dale, IL 60191-1150.

This month's issue of *CNS Spectrums*, as well as a host of educational resources, enduring materials, and archived issues, is available at [www.cns-spectrums.com](http://www.cns-spectrums.com).

Opinions and views expressed by authors are their own and do not necessarily reflect the views of the publisher, MBL Communications, Inc., or the editorial advisory board.

Advertisements in *CNS Spectrums* are accepted on the basis of adherence to ethical medical standards, but acceptance does not imply endorsement by *CNS Spectrums* or the publisher.


*CNS Spectrums* is a registered trademark of *CNS Spectrums, LLC*, New York, NY. Permission to reproduce articles in whole or part must be obtained in writing from the publisher.



BPA member since July 2005.

Copyright© 2006 by MBL Communications, Inc. All rights reserved. Printed in the United States.





**FIGHT.**  
BECAUSE THE **STAKES**  
**ARE HIGH**

Too many times I've seen how quickly the devastating effects of bipolar disorder can impact my patients' lives—and the damage that each episode can cause.

Families torn apart.  
Careers ravaged.  
Relationships destroyed.

The stakes are high.

As a doctor, I fight every day to make sure that bipolar disorder will not win out.

OL36807A 0206 ©2006, ELI LILLY AND COMPANY.  
ALL RIGHTS RESERVED.

*Lilly*