








Water masers high resolution measurements of the diverse conditions in evolved star winds

A. M. S. Richards¹, Y. Asaki², A. Baudry³, J. Brand⁴, L. Decin⁵,
S. Etoka¹, M. D. Gray⁶, F. Herpin³, R. Humphreys⁷,
B. Pimpanuwat¹, A. P. Singh⁸, J. A. Yates⁹ and L. M. Ziurys⁸

¹JBCA, Dept. Physics & Astronomy, University of Manchester, UK.
email: a.m.s.richards@manchester.ac.uk

²JAO, Chile, NAOJ, Chile, Department of Astronomical Science, SOKENDAI, Japan

³Université de Bordeaux, Laboratoire d'Astrophysique de Bordeaux, France

⁴INAF, Bologna, Italy

⁵Institute of Astronomy, KU Leuven, Belgium

⁶NARIT, Chiang Mai, Thailand

⁷Minnesota Institute for Astrophysics, University of Minnesota, USA

⁸Dept. of Chemistry, The University of Arizona, USA

⁹Dept. Physics & Astronomy, UCL, UK

Abstract. We compare detailed observations of multiple H₂O maser transitions around the red supergiant star VY CMa with models to constrain the physical conditions in the complex outflows. The temperature profile is consistent with a variable mass loss rate but the masers are mostly concentrated in dense clumps. High-excitation lines trace localised outflows near the star.

Keywords. masers, stars: massive, mass loss

1. Water masers around evolved stars

Over 100 H₂O maser transitions are predicted, about half of which lie in ALMA bands. Fig. 1 shows the predictions of Gray *et al.* (2016) for combinations of gas temperature (T_k) and number density (n) optimising the maser amplification for lines imaged around VY CMa. Maser components in spectral channels can be fitted with accuracy \approx (beam size)/(signal to noise ratio). Coincidence/avoidance of different masers constrains physical conditions in clumps, diffuse gas and directed outflows in the winds at an order of magnitude higher resolution than is possible with thermal lines. Only H₂O masers trace O-rich stellar winds from a few stellar radii R_* , along with SiO masers, to hundreds R_* , interleaving OH mainline masers.

2. Mass loss from VY CMa

VY CMa is a massive red supergiant, stellar radius (R_*) 5.7 mas (Wittkowski *et al.* 2012), whose mass loss rate has varied between 5×10^{-5} – 10^{-3} M_\odot over centuries (Decin *et al.* 2006). Much of the wind is concentrated in dusty clumps, plumes and discrete ejecta seen by HST in scattered light e.g. Humphreys *et al.* (2021), and by ALMA e.g. Fig 2. OH mainline masers, favoured at $n < 10^{14}$ m^{-3} , $T_k < 500$ K, interleave the outer 22-GHz H₂O maser clumps which need hotter, denser conditions, whilst OH

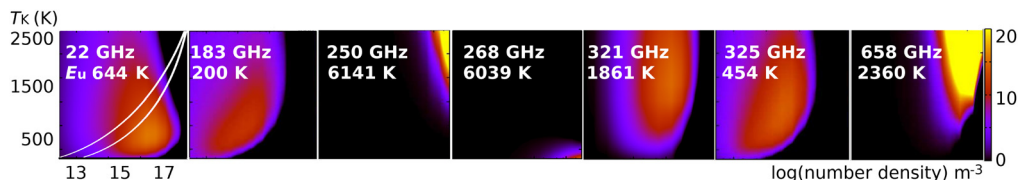


Figure 1. Colour scale: H₂O maser (negative) optical depth models (Gray *et al.* 2016). Labels: transition frequency and upper energy level. n assumes a fractional H₂O abundance 4×10^{-5} . The radiation temperature is set to 50 K except for 268 GHz, where it is 1250 K (also see Baudry, these proceedings).

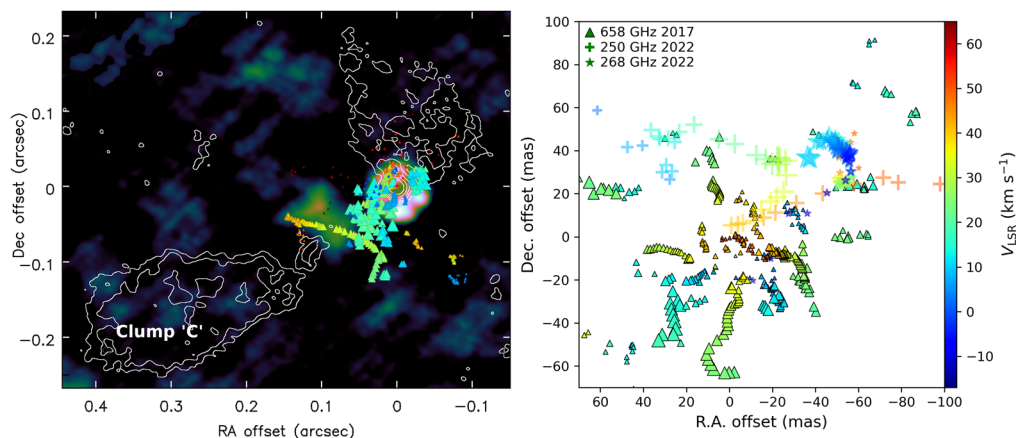


Figure 2. ALMA results: VY CMa is at [0,0]. Left: Contours: 650-GHz continuum emission. Background colour scale: integrated 658-GHz maser emission at 15-mas resolution (Asaki *et al.* 2020) observed in 2017. Components: lower-resolution 658 GHz observations (Richards *et al.* 2014) observed in 2013. Right: components fitted to the 15-mas 658 GHz masers and to lower-resolution 250 and 268 GHz masers.

and 183-GHz H₂O masers are associated with the SW clump whose dust is seen only in scattered light (Richards *et al.* 2018). Analysis of the overlaps and avoidance of 321, 325 and 658-GHz masers observed contemporaneously (Richards *et al.* 2014, 2018) broadly support the temperature – wind distance model of Decin *et al.* (2006) but suggest that much of the masing gas is concentrated in clumps with higher than average number densities. Fig 2, left shows an arc of 658-GHz masers, observed at ~ 100 -mas resolution in 2013, curving around clump ‘C’ (O Gorman *et al.* 2015). The masers appear partly resolved-out in the high-resolution 2017 data, supporting a shock origin which can lead to a large maser beaming angle even for strong amplification (Richards *et al.* 2010).

Fig 2, right, shows ‘spokes’ of high resolution 658-GHz masers appearing to emanate from the star in all directions, suggesting clumps with strong velocity gradients. The 250-GHz and 268-GHz emission comes from the highest-energy level H₂O masers yet imaged (see Baudry *et al.* 2023 for other stars) and is concentrated to the N and NE. The observational spectral and angular resolution was too low to confirm the maser nature of this 250-GHz emission but the 268-GHz masers have a brightness temperature $> 5 \times 10^5$ K and are entirely confined to a bow-shock-like arc suggesting a recent ejection (see also Singh *et al.* in prep).

In future we will use multi-transition observations of a more symmetric CSE to infer wind conditions in 3D on R_* scales to inform models of chemistry and dust formation/evolution.

References

- Asaki, Y., Maud, L. T., Fomalont, E. B., *et al.* 2020, *ApJS* 247, 23
- Baudry, A., Wong, K. T., Etoke, S. *et al.* 2023, *A&A*, accepted
- Decin, L., Hony, S., de Koter, A., *et al.* 2006, *A&A*, 456, 549
- Humphreys, R. M., Davidson, K., Richards, A. M. S., *et al.* 2021, *AJ*, 161, 98
- Gray, M. D., Baudry, A., Richards, A. M. S., *et al.* 2016, *MNRAS* 456, 374
- O’Gorman, E., Vlemmings, W., Richards, A. M. S. *et al.* 2015, *A&A*, 573, L1
- Richards, A. M. S., Elitzur, E., Yates, J. A., 2011, *A&A*, 525, A56
- Richards, A. M. S., Impellizzeri, C. M. V., Humphreys, E. M., *et al.* 2014, *A&A*, 572, L9
- Richards, A. M. S., Gray, M. D., Baudry, A., *et al.* 2018, Eds Tarchi, Reid & Castangia, IAUS336, 347
- Wittkowski, M., Hauschildt, P. H., Arroyo-Torres, B., *et al.* 2018, *A&A*, 540, L12