

INFECTION CONTROL & HOSPITAL EPIDEMIOLOGY

VOLUME 27, NUMBER 3

MARCH 2006

EDITORIAL

- 225 **Towns, Gowns, and Gloves: The Status of Infection Control in Community Hospitals** • August J. Valenti, MD, FACP

ORIGINAL ARTICLES

- 228 **Favorable Impact of an Infection Control Network on Nosocomial Infection Rates in Community Hospitals** • Keith S. Kaye, MD, MPH; John J. Engemann, MD; Evelyn M. Fulmer, RN; Connie C. Clark, RN; Edwin M. Noga, MHA; Daniel J. Sexton, MD
- 233 **Effect of Targeted Surveillance for Control of Methicillin-Resistant *Staphylococcus aureus* in a Community Hospital System** • Timothy E. West, MD; Cile Guerry, RN; Mary Hiott, MT; Nancy Morrow, RN; Katherine Ward, RN; Cassandra D. Salgado, MD, MS
- 239 **Controlling Use of Antimicrobials in a Community Teaching Hospital** • Carla Philmon, PharmD; Terri Smith, PharmD; Sharon Williamson, BSMT, SM; Edward Goodman, MD
- 245 **Improving Patient Safety: Resource Availability and Application for Reducing the Incidence of Healthcare-Associated Infection** • Marly Christenson, RN, MSN, FNP, CPHQ; John A. Hitt, MD, MBA; Gordon Abbott, MS; Edward J. Septimus, MD; Nancy Iversen, RN, BSN, CIC
- 252 **Epidemiology of Methicillin-Resistant *Staphylococcus aureus* and Vancomycin-Resistant *Enterococcus* in a Rural State** • Philip M. Polgreen, MD; Susan E. Beekmann, MPH; Yi Yi Chen; Gary V. Doern, PhD; Michael A. Pfaller, MD; Angela B. Brueggemann, DPhil; Loreen A. Herwaldt, MD; Daniel J. Diekema, MD
- 257 **Influenza Vaccination of Healthcare Workers in the United States, 1989-2002** • Frances J. Walker, MSPH; James A. Singleton, MS; Pengjun Lu, PhD; Karen G. Wooten, MA; Raymond A. Strikas, MD
- 266 **Is Influenza an Influenza-Like Illness? Clinical Presentation of Influenza in Hospitalized Patients** Hilary M. Babcock, MD; Liana R. Merz, MPH; Victoria J. Fraser, MD
- 271 **Duration of Colonization with Methicillin-Resistant *Staphylococcus aureus* Among Patients in the Intensive Care Unit: Implications for Intervention** • Glenn A. Ridenour, MD; Edward S. Wong, MD; Mark A. Call, MD; Michael W. Climo, MD
- 279 **Limiting the Emergence of Extended-Spectrum β -Lactamase-Producing Enterobacteriaceae: Influence of Patient Population Characteristics on the Response to Antimicrobial Formulary Interventions** • Adam D. Lipworth, BA; Emily P. Hyle, BS; Neil O. Fishman, MD; Irving Nachamkin, DrPH, MPH; Warren B. Bilker, PhD; Ann Marie Marr, PharmD; Lori A. Larosa, PharmD; Nishaminy Kasbekar, PharmD; Ebbing Lautenbach, MD, MPH, MSCE
- 287 **Risk of Environmental and Healthcare Worker Contamination With Vancomycin-Resistant Enterococci During Outpatient Procedures and Hemodialysis** • Elizabeth A. Grabsch, BSc, MPH; Laurelle J. Burrell, BAppSc, BNurs; Alexander Padiglione, MB, BS, FRACP; Jason M. O'Keeffe, BNurs; Susan Ballard, BSc, PhD; M. Lindsay Grayson, MD, MSc, FRACP, FAFPHM

CONTENTS CONTINUED INSIDE

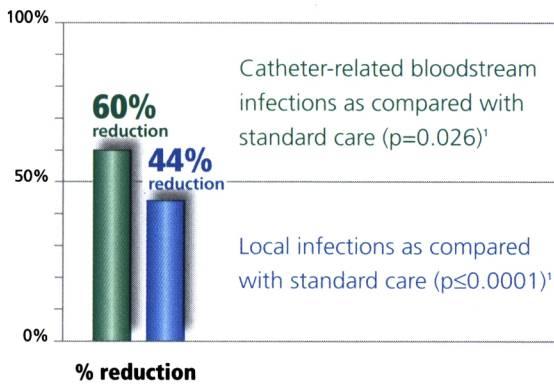


The only percutaneous device dressing proven to reduce the incidence of **CRBSI and local infections**¹

BIOPATCH Dressing is specifically designed to inhibit bacterial growth around all percutaneous devices, including catheters and orthopedic pins.

Powerful protection... Powerful proof.

- BIOPATCH Dressing provides protection against a broad spectrum of bacteria including resistant strains MRSA and VRE, as well as *Candida albicans*.
- In a controlled, randomized trial, use of BIOPATCH Dressing resulted in a reduction in the incidence of CRBSI and local infections as compared with standard care.¹



BIOPATCH*

ANTIMICROBIAL DRESSING
with Chlorhexidine Gluconate

B.E.S.T. Practice means BIOPATCH Every Single Time.¹

For additional information or technical support, call 1-877-384-4266 or visit our website at www.biopatch.com.

[†] Not for use on premature infants, patients with known sensitivity to CHG. Safety and effectiveness in children under 16 years of age has not been established.

¹ Maki DG, Mermel L, Genthner D, Hua S, Chiacchierini RP. An evaluation of BIOPATCH Antimicrobial Dressing compared to routine standard of care in the prevention of catheter-related bloodstream infection. Johnson & Johnson Wound Management, a division of ETHICON, INC. 2005. Data on file.

Johnson & Johnson
Wound Management
A division of ETHICON, INC.
P.O. Box 151, Somerville, NJ 08876-0151
*Trademark ©ETHICON, INC. 2006

INFECTION CONTROL & HOSPITAL EPIDEMIOLOGY

VOLUME 27, NUMBER 3

MARCH 2006

CONTENTS CONTINUED FROM COVER

- 294 **Outbreak of Toxic Anterior Segment Syndrome Following Cataract Surgery Associated With Impurities in Autoclave Steam Moisture** • Walter C. Hellinger, MD; Saiyid A. Hasan, MD; Laura P. Bacalis, RN; Deborah M. Thornblom, RN; Susan C. Beckmann, RN; Carina Blackmore, DVM, PhD; Terri S. Forster, BS; Jason F. Tirey, MA; Mary J. Ross; Christian D. Nilson, MD; Nick Mamalis, MD; Julia E. Crook, PhD; Rick E. Bendel, MD; Rajesh Shetty, MD; Michael W. Stewart, MD; James P. Bolling, MD; Henry F. Edelhauser, PhD

CONCISE COMMUNICATIONS

- 299 **Use of Local Community Hospital Data for Surveillance of Antimicrobial Resistance** • Susan M. Farner, PhD
- 302 **An Investigation of Potential Neurosurgical Transmission of Creutzfeldt-Jakob Disease: Challenges and Lessons Learned** • Rachel L. Stricof, MPH; Patricia P. Lillquist, PhD; Nadia Thomas, MS; Ermias D. Belay, MD; Lawrence B. Schonberger, MD; Dale L. Morse, MD
- 305 **Investigation of Mediastinitis Due to Coagulase-Negative Staphylococci After Cardiothoracic Surgery** • Maria D. Van Kerkhove, MS; Julie Parsonnet, MD; Michal Weingart, PhD, MPH; Lucy S. Tompkins, MD, PhD
- 308 **The Relationship Between Surgical Site Infection and Volume of Coronary Artery Bypass Graft Surgeries: Taiwan Experience** • Shiao-Chi Wu, PhD; Chi-Chen Chen, MS; Yee-Yung Ng, MD, MPH; Hui-Fan Chu, MS
- 312 **A Nosocomial Outbreak of *Escherichia coli* Producing CTX-M-15 and OXA-30 β -Lactamase** • Hyunjoo Pai, MD; Mi Ran Kim, MD; Mi-Ran Seo, BS; Tae Yeal Choi, MD; Sung Hee Oh, MD
- 315 **Diminished Susceptibility to Daptomycin Accompanied by Clinical Failure in a Patient With Methicillin-Resistant *Staphylococcus aureus* Bacteremia** • David Hirschwerk, MD; Christine C. Ginocchio, PhD; Maureen Bythrow, BS; Susan Condon, MS
- 318 **A New Effect of Acetylsalicylic Acid? Significantly Lower Prevalence of Nasal Carriage of *Staphylococcus aureus* Among Patients Receiving Orally Administered Acetylsalicylic Acid** • Oguz Karabay, MD; Huseyin Arinc, MD; Hüseyin Gunduz, MD; Ali Tamer, MD; Hakan Ozhan, MD; Cihangir Uyan, MD
- 320 **Bacteriological Monitoring of Water Reservoirs in Oxygen Humidifiers: Safety of Prolonged and Multipatient Use of Prefilled Disposable Oxygen Humidifier Bottles** • Nobuharu Kobayashi, PhD; Tsutomu Yamazaki, MD, PhD; Shigefumi Maesaki, MD, PhD

LETTERS TO THE EDITOR

- 323 **Prevalence of Nasal Carriage of *Staphylococcus aureus* and Susceptibility of Isolates to Methicillin and Mupirocin Among Healthcare Workers in an Iranian Hospital** • Mohammad Rahbar, PhD; Mahmood Yaghoobi, MD; Behnam Kia-Darbansari, MSc
- 325 **Prevalence, Treatment, and Outcome of Infection Due to Extended-Spectrum β -Lactamase-Producing Microorganisms** • Anucha Apisarnthanarak, MD; Linda M. Mundy, MD
- 326 **The Growth of Infection Control, Impact of *ICHE*, and Challenges Ahead** • Leonard A. Mermel, DO, ScM

Information for Authors

An Official Publication of the Society for Healthcare Epidemiology of America

EDITOR

William R. Jarvis, MD • Hilton Head, SC

DEPUTY EDITOR

David P. Calfee, MD, MS • New York, NY

ASSISTANT EDITOR

Preeti N. Malani, MD, MSJ • Ann Arbor, MI

SENIOR ASSOCIATE EDITORS

C. Glen Mayhall, MD • Galveston, TX
Gina Pugliese, RN, MS • Chicago, IL
William Schaffner, MD • Nashville, TN

ASSOCIATE EDITORS

Donald A. Goldmann, MD • Boston, MA
Didier Pittet, MD, MS • Geneva, Switzerland
Andreas Widmer, MD, MS • Basel, Switzerland

SECTION EDITORS

Beyond Infection Control: The New Hospital Epidemiology

Wing Hong Seto, MD • Hong Kong

Disinfection and Sterilization

William A. Rutala, PhD, MPH • Chapel Hill, NC

From the Laboratory

Marcus Zervos, MD • Royal Oak, MI

Infections in Immunocompromised Patients

Kent Sepkowitz, MD • New York, NY

Information Management

John A. Sellick, DO • Amherst, NY

Issues in Surgery

James T. Lee, MD, PhD • St. Paul, MN

Medical News

Gina Pugliese, RN, MS • Chicago, IL
Martin S. Favero, PhD • Irvine, CA

Practical Healthcare Epidemiology

Loreen A. Herwaldt, MD • Iowa City, IA

Statistics for Hospital Epidemiology

David Birnbaum, PhD, MPH • Sidney, British Columbia

Topics in Long-Term Care

Philip W. Smith, MD • Omaha, NE

Topics in Occupational Medicine

David Weber, MD, MPH • Chapel Hill, NC

MANAGING EDITOR

Gordon Rudy, PhD, ELS • Chicago, IL

EDITORIAL ADVISORY BOARD

J. Wesley Alexander, MD • Cincinnati, OH
Miriam Alter, PhD, MD • Atlanta, GA
Hilary Babcock, MD • St. Louis, MO
Elise M. Beltrami, MD, MPH • Decatur, GA
Marc J. M. Bonten, MD, PhD • Utrecht, The Netherlands
John M. Boyce, MD • New Haven, CT
Christian Brun-Buisson, MD • Creteil, France
John P. Burke, MD • Salt Lake City, UT
Yehuda Carmeli, MD, MPH • Tel Aviv, Israel
Carol Chenoweth, MD • Ann Arbor, MI
Sara E. Cosgrove, MD, MS • Baltimore, MD
Donald E. Craven, MD • Burlington, MA
Burke A. Cunha, MD • Mineola, NY
Erika D'Agata, MD, MPH • Boston, MA
Patch Dellinger, MD • Seattle, WA
Charles E. Edmiston, Jr., PhD • Milwaukee, WI
Theodore C. Eickhoff, MD • Denver, CO
Jean Yves Fagon, MD, MPH • Paris, France
Mark Farrington, MA, FRCPATH • Cambridge, UK
Richard A. Garibaldi, MD • Farmington, CT
Petra Gastmeier, MD • Hanover, Germany
Dale N. Gerding, MD • Hines, IL
Stephan Harbarth, MD, MS • Geneva, Switzerland
Anthony D. Harris, MD, MPH • Baltimore, MD
David K. Henderson, MD • Bethesda, MD
Peter N. R. Heseltine, MD • San Juan, CA

Karen Hoffmann, RN, CIC, MS • Chapel Hill, NC
Janine Jagger, MPH, PhD • Charlottesville, VA
John A. Jernigan, MD, MS • Atlanta, GA
Jacob L. Kool, MD, PhD • Fort Collins, CO
Ebbing Lautenbach, MD, MPH • Philadelphia, PA
Allison McGeer, MD • Toronto, Ontario
John E. McGowan, Jr., MD • Atlanta, GA
Leonard A. Mermel, DO, ScM • Providence, RI
Robert R. Muder, MD • Pittsburgh, PA
Carlene A. Muto, MD, MS • Pittsburgh, PA
Joseph M. Mylotte, MD, CIC • Buffalo, NY
Juhani Ojajarvi, MD • Helsinki, Finland
Michael T. Osterholm, PhD, MPH • Minneapolis, MN
David L. Paterson, MBBS, FRACP • Pittsburgh, PA
Jan Evans Patterson, MD • San Antonio, TX
Sindy M. Paul, MD • Yardley, PA
David A. Pegues, MD • Los Angeles, CA
Michael A. Pfaller, MD • Iowa City, IA
Samuel Ponce de Leon, MD, MSc • Mexico City
Isaam Raad, MD • Houston, TX
Jordi Rello, MD, PhD • Tarragona, Spain
Manfred L. Rotter, MD, DipBact • Vienna, Austria
Henning Rüden, MD • Berlin, Germany
Lisa Saiman, MD, MPH • New York, NY
Syed A. Sattar, PhD • Ottawa, Ontario
William E. Scheckler, MD • Madison, WI
Lynne M. Sehulster, PhD • Atlanta, GA
Andrew E. Simor, MD • Toronto, Ontario
Denis W. Spelman, MD • Prathan, Victoria, Australia
Susan Springthorpe, MSc • Ottawa, Ontario
Jeffrey R. Starke, MD • Houston, TX
Janet E. Stout, PhD • Pittsburgh, PA
Michael L. Tapper, MD • New York, NY
Clyde Thornsberrry, PhD • Franklin, TN
Jerome Tokars, MD, PhD • Atlanta, GA
Timothy R. Townsend, MD • Baltimore, MD
Antoni Trilla, MD, PhD • Barcelona, Spain
Robert A. Weinstein, MD • Chicago, IL

Infection Control and Hospital Epidemiology (ISSN 0899-823X) is published monthly by the University of Chicago Press, 1427 East 60th St., Chicago, IL 60637-2954 (<http://www.journals.uchicago.edu/ICHE/>). The editorial offices are in Chicago, Illinois.

Editorial Office

Communications should be addressed to the Editor, *Infection Control and Hospital Epidemiology*, 1427 E. 60th St, Chicago, IL 60637-2954; (e-mail: iche@press.uchicago.edu; telephone: [773] 702-2448, fax: [773] 753-4247). Contributors should consult the Information for Authors, which is available at the *ICHE* Web site.

Advertising

Publication of an advertisement in *Infection Control and Hospital Epidemiology* does not imply endorsement of its claims by the Society for Healthcare Epidemiology of America, by the Editor, or by the University of Chicago. Correspondence regarding advertising should be addressed to the business office in Chicago (see above).

Permissions

The copyright code on the first page of an article in this journal indicates the copyright owner's consent that copies of the article may be made only for personal or internal use or for the personal or internal use of specific clients and provided that the copier pays the stated per-copy fee through the Copyright Clearance Center (CCC), 222 Rosewood Dr., Danvers, MA 01923. To request permission for other kinds of copying, such as copying for general distribution, for advertising or promotional purposes, for creating new collective works, or for resale, please write to the Permissions Department, University of Chicago Press, 1427 East 60th St., Chicago, IL 60637-2954. For articles in the public domain, permission to reprint should be obtained from the author.

Subscriptions

Subscription orders and correspondence should be addressed to the University of Chicago Press, P.O. Box 37005, Chicago, IL 60637-2954. Checks should be made out to the University of Chicago Press. All orders must be in US currency. Telephone: (8:00 A.M.–5:00 P.M. Central Standard Time, Monday–Friday) US and Canada toll free, (877) 705-1878; Rest of World, (773) 753-3347. Fax: US and Canada toll free, (877) 705-1879; Rest of World, (773) 753-0811. E-mail: subscriptions@press.uchicago.edu; Web site: <http://www.journals.uchicago.edu>.

Subscription rates (1 year) for *Infection Control and Hospital Epidemiology* (ICHE):

	Domestic	Foreign With Air Freight	Canadian
Institutions	350.00	399.00	389.50
Individuals	150.00	199.00	175.50
Fellows	55.00	104.00	73.85

Note: All rates in US dollars. All new subscriptions will begin with the January issue. All rates include postage. Canadian rates include 7% GST. *ICHE* single copies: institutions, \$30.00; individuals, \$14.00. Japanese subscription agent: Kinokuniya Company Ltd.

Postmaster: Send address changes to *Infection Control and Hospital Epidemiology*, University of Chicago Press, P.O. Box 37005, Chicago, IL 60637-2954.

Periodicals postage paid at Chicago, Illinois, and at an additional mailing office.


Published by the University of Chicago Press, Chicago, IL. © 2006 by The Society for Healthcare Epidemiology of America. All rights reserved. This publication is printed on acid-free paper.

60%

fewer BSI's with MaxPlus[®] Tru-Swab[™] is only one reason to give us a call.

Simply put, MaxPlus[®] Tru-Swab[™] valves are cleaner, safer and easier than other needleless access devices.

That's why one hospital reduced bloodstream infections by 60% after switching to MaxPlus Tru-Swab valves. And another reported a 50% reduction in TPA use.



MaxPlus Tru-Swab comes clean after swabbing (above), while nooks and crannies in ordinary valves (right) harbor orange dye representing bacteria.

The MaxPlus Tru-Swab top is flat, smooth and always returns to its original position, allowing for proper friction swabbing during pre-access disinfection. It also flushes 99.34% clear with one 5cc flush of saline.

In addition, MaxPlus Tru-Swab can be used on both peripheral and central catheters, reducing confusion and error associated with two different devices and two different clamping procedures.

Call us to learn more. And improve your percentages.

MaxPlus[®] Tru-Swab[™]

- Maximum barrier to microbial ingress
- Positive displacement
- Standardization and ease of use
- Saline flush; heparin not required
- Chemotherapy and MRI compatibility
- Simple fluid path; flow rate of 183 ml/min
- Free of latex and DEHP



930 Wanamaker Ave., Ontario, CA 91761-8151 www.medegen.com/mms
Phone (909)390-9080 Toll-Free (800) 780-0012 Fax (909) 650-5894

U.S. Patent: 5,730,418 and 5,782,816

You can't argue with the facts.

Using the 3M™ Clip, Prep, Drape system can help improve patient outcomes.

Fact #1: Treating Healthcare Associated Infections (HAI) costs more than preventing them.

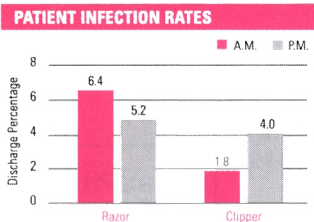
The Center for Disease Control (CDC) reports that for each case of HAI, hospitals spend an average of \$1,779 treating it.

Fact #2: Clipping is far superior to shaving.

Clinical evidence proves that as a method of pre-op body hair removal, clipping hair with surgical clippers is far superior to shaving! Shaving produces cuts, nicks and microscopic epidermal injury which provide a prime site for bacterial infection.

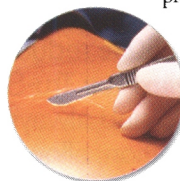


3M™ Surgical Clippers

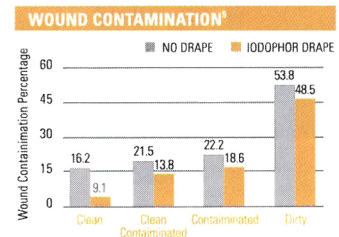


Fact #3: One-third of all Healthcare Associated Infections can be prevented.²

3M™ Surgical Clippers, 3M™ DuraPrep™ Surgical Solution and 3M™ Ioban™ Antimicrobial Incise Drapes are all proven to control skin bacteria. And with a strong correlation between bacterial colonization and surgical site infection,³ controlling skin bacteria becomes of paramount importance.



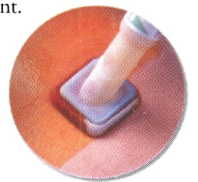
3M™ Ioban™ Antimicrobial Incise Drapes



Fact #4: Skin preps that go on fast and kill fast save you time and money.

The AORN, CDC and APIC recommend preoperative skin preps that are fast-acting, broad spectrum and provide residual action. In addition, 3M DuraPrep Surgical Solution provides another important difference – it requires less time to apply than traditional scrub and paint. That means with today's high operating costs, less prep time is money saved.

Skin Prepping Cost ⁴	DuraPrep Solution	Traditional 5-10 minute iodophor scrub and paint
Time to Prepare Patient	3.5 minutes	9.7 minutes
Total Cost	\$93.36	\$248.91



3M™ DuraPrep™ Surgical Solution

Fact #5: Using the right incise drapes makes a clinical difference.

Even with the most careful and rigorous disinfection, bacteria remaining on the skin or regrowth during surgery can still contaminate the surgical site. 3M Ioban incise drapes help to eliminate this problem because they provide continuous antimicrobial activity and a sterile barrier.

For more information, call the 3M Health Care Customer Helpline at 1-800-228-3957. **3M Infection Prevention Solutions.** A vital step in Infection Prevention.

¹Alexander, J.W., Fischer, J.E., Boyajian, M., et al: The influence of hair-removal methods on wound infections. *Archives of Surgery* 1983; 118:347-352. ²Jarvis, W.R. 1996. Selected aspects of the socioeconomic impact of nosocomial infections: morbidity, mortality, cost and prevention. *Infection Control and Hospital Epidemiology*. 17:552-557. ³Garibaldi, R.A., Cushing, D. and Lerer, T. 1991. Risk factors for postoperative infection. *American Journal of Medicine*, 1991, (Suppl 3B): 158S-163S. ⁴Jacobson, Cassie, Osmon, Douglas R., Hanssen, Arlen, et al: Prevention of Wound Contamination Using DuraPrep™ Solution plus Ioban™ 2 Drapes. *Clinical Orthopaedics and Related Research*. Oct. 2005: Vol. 439. ⁵Dewan, P.A., Van Ru, A.M., Robinson, R.G., et al: The use of iodophor-impregnated plastic incise drape in abdominal surgery – a controlled clinical trial. *Aust. Nz. J. Surg* 1987; 57:859-863.

Health Research in a Changing World

Fighting Diseases and Improving Lives

**DEPARTMENT OF HEALTH AND HUMAN SERVICES
NATIONAL INSTITUTES OF HEALTH
NATIONAL INSTITUTE OF ALLERGY AND INFECTIOUS DISEASES**

With nationwide responsibility for improving the health and well-being of all Americans, the National Institutes of Health (NIH) and the National Institute of Allergy and Infectious Diseases (NIAID) conducts and supports a global program of research aimed at improving diagnosis, treatment and prevention of immunologic, allergic and emerging infectious diseases. NIAID's mission is driven by a strong commitment to basic research, which incorporates the complementary fields of vaccine research, immunology, microbiology and infectious diseases.

NIAID is a world leader in medical research and is on the cutting edge of medical and scientific research/discovery, including areas of biodefense (i.e., smallpox and anthrax), HIV/AIDS research worldwide, vaccine research (i.e., Ebola), asthma and allergic diseases and other advances of medical and scientific research. NIAID has state-of-the-art equipment, facilities and laboratories and a highly trained staff with the potential and desire to find a cure/vaccine for some of the deadliest infectious diseases known to mankind.

The NIAID is committed to maintaining its stature as a premier research institution by building an inclusive workforce through the Workplace Diversity Initiative and Affirmative Action programs. The NIAID's commitment to equal opportunity and diversity in recruiting, hiring and career development will help ensure the continued output of excellent science.

Are you ready for an exciting career that could help improve millions of lives around the world? Then consider joining the scientific and medical forces at NIAID. The NIAID, NIH, DHHS offers competitive salaries and a comprehensive benefits package. Most job opportunities are conveniently located in Bethesda, Maryland within minutes of thousands of cultural, recreational, entertainment and educational centers. Positions are also available in Hamilton, Montana.

We invite you to explore job opportunities and submit your resume online at:

<http://healthresearch.niaid.nih.gov/iche>. Whether you are a scientist, nurse, health specialist or have a background in other support disciplines such as finance, communications and administration, your individual talents are needed to support our mission. NIAID is currently searching for qualified Medical Officers, Nurse Consultants, Scientific Review Administrators, Senior Regulatory Affairs Specialists and Health Specialists.

We are happy to respond to your questions, and you may contact us toll-free at 888-798-4991.

**Please visit us at Booth 304 during
The Society for Healthcare Epidemiology of America conference March 18-21, 2006**

Please reference "ICHE" on your resume.


DHHS and NIH are Proud to be Equal Opportunity Employers



Department of Health and Human Services
National Institutes of Health
National Institute of Allergy and Infectious Diseases

Proud to be Equal Opportunity Employers

Hands and germs hang out in the same places. Especially in your hospital.



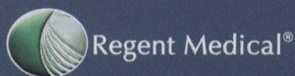
Hands are the first, and last, lines of defense against the spread of pathogens. It's not a job for just any antiseptic. The CDC advises that alcohol alone is not appropriate when hands are visibly dirty or contaminated with proteinaceous materials.¹

Compare washing with Hibiclens to using other antiseptic solutions like alcohol, iodine and PCMX:

- Broad-spectrum residual action lasts up to 6 hours after washing.²
- Efficacy is **not** compromised by contact with organic matter like blood.³
- Proprietary formulation is gentler on your skin.⁴
- For 34 years, the standard by which all others are compared.
- Removes dirt and debris leaving hands clean.
- With Hibiclens as your first, and last, wash of the day, you'll have one less thing to worry about.

Kill the Hibigeebies with
HIBICLENS®

Antimicrobial Antiseptic Skin Cleanser



¹Guideline for Hand Hygiene in Health-Care Settings. Recommendations of the Healthcare Infection Control Practices Advisory Committee and the HICPAC/SHEA/APIC/IDSA Hand Hygiene Task Force. October 25, 2002 / Vol. 51 / No. RR-16. Accessed at: <http://www.cdc.gov/mmwr/PDF/rr/rr5116.pdf> on 18 September 2005. ²Regent Medical Study #030917-150 ³Independent Lab Test Time-Kill Study 5 Minutes S. epidermidis ATCC #12228. Protocol #040907-150 ⁴PRACS report #R05-0225 and R05-0871

Regent Medical, Hibiclens, Hibigeebies, Regent Medical logo, Hibiclens logo, are trademarks of Regent Medical Ltd. Distributed by Regent Medical Americas, LLC, Norcross Georgia 30092. ©2005 Regent Medical Ltd. All rights reserved.