

# Corruption performance voting and the electoral context

ALEJANDRO ECKER<sup>1\*</sup>, KONSTANTIN GLINITZER<sup>2</sup> AND THOMAS M. MEYER<sup>3</sup>

<sup>1</sup>*Department of Government, University of Vienna, Austria*

<sup>2</sup>*Department of Methods in the Social Sciences, University of Vienna, Austria*

<sup>3</sup>*Department of Government, University of Vienna, Austria*

Fighting corruption is a vital aspect of good governance. When assessing government performance voters should thus withdraw electoral support from government parties that turn a blind eye to or even engage in corrupt practices. Whereas most accounts of performance-based voting focus on economic outcomes, we analyse whether and to what extent voters punish incumbents for high levels of corruption. Using data from the Comparative Study of Electoral Systems, we find that while voters perceiving high levels of corruption punish incumbents, corruption performance voting depends on individual-level attributes and the electoral context: it is most likely for non-partisans, for voters who believe that government turnover will bring about change, and in systems where corruption is a salient issue. Yet, corruption performance voting is not moderated by the clarity of political responsibility. Studying these conditions helps us to understand why corruption is more persistent in some contexts than in others.

**Keywords:** corruption; voting behaviour; comparative politics

## Introduction

In representative democracies citizens hold the government accountable for its actions. By punishing poor and rewarding good performance, voters express their preferences and force political elites to perform in line with their preferences. Most empirical research on electoral accountability and the impact of retrospective performance evaluations focuses on the economy (Lewis-Beck and Stegmaier, 2000; Anderson, 2007; Duch and Stevenson, 2008; Singer and Carlin, 2013). However, as voters can assign responsibility to various government outcomes, there is no reason to believe that electoral accountability should be restricted to economic issues (Singer, 2011a, b). In this article we focus on corruption – another dimension of the growing performance voting literature.

Corruption comprises activities such as bribery, embezzlement of public funds, misuse of public party funding, and clientelism. Its severe detrimental effects on the economy and society (Mauro, 1995; Rose-Ackerman, 1999) should motivate citizens to make vote choices based on their perceived level of corruption. We employ a reward-and-punishment framework to study its electoral consequences. Corruption is

\* E-mail: [alejandro.ecker@univie.ac.at](mailto:alejandro.ecker@univie.ac.at)

a valence issue (Stokes, 1963, 1992) where voters evaluate parties based on their ability to achieve a generally desired policy goal. As a result, citizens should reward government parties for low levels of corruption and punish them for high levels. However, corruption is also a highly persistent phenomenon (e.g. Alesina and Weder, 2002), which suggests that this simple reward-and-punishment framework to ‘throw the rascals out’ is not the *modus operandi* in all contexts. Drawing on the rich literature on economic voting, we argue that corruption performance voting varies with individual-level factors and the institutional context. By providing insights into the specific conditions under which the chain of accountability breaks down (Vivyan *et al.*, 2012), we may better understand why fighting corruption is a ubiquitous challenge, even in competitive electoral democracies.

The empirical analysis is based on individual-level data on corruption perceptions and voting behaviour in 20 elections across Western and Central Eastern Europe from Module 2 of the Comparative Study of Electoral Systems (CSES) survey. Past research on the effects of corruption on incumbents’ electoral performance is often based on macro-level data and addresses variation in corruption across countries (Ferraz and Finan, 2008; Krause and Mendez, 2009; Choi and Woo, 2010). Micro-level analyses, in turn, are often linked to specific scandals and certain national contexts (Peters and Welch, 1980; Welch and Hibbing, 1997; Vivyan *et al.*, 2012; Basinger, 2013; Praino *et al.*, 2013; Winters and Weitz-Shapiro, 2013; Wagner *et al.*, 2014). In this article, we employ the CSES data to analyse corruption performance voting and its constraints under various micro- and macro-level factors. The results show some similarities between economic and corruption performance voting, but also point to important differences. As with economic issues, voters generally punish governments if they perceive high levels of corruption. Moreover, corruption perceptions influence vote choice if voters believe that bringing in a new government will make a difference. Non-partisans are more likely to make use of their corruption perception than party-loyal voters. We also find that corruption voting is stronger in national contexts where corruption is a severe, very salient policy issue. However, we find no evidence that corruption voting hinges on a political system’s ‘clarity of responsibility’, that is, the degree to which voters can assign responsibility to particular political actors (Powell and Whitten, 1993).

These findings suggest that while the state of the economy is a major benchmark that allows voters to evaluate incumbent parties, it is not the only yardstick they use to reward or punish incumbents. Democracies in Central Eastern but also Southern Europe often face high levels of corruption and patronage that may overshadow problems in the economic realm (see, e.g. Anderson and Tverdova, 2003; Kopecký *et al.*, 2012). In these contexts, including corruption perception enriches the performance voting framework and our knowledge of voting behaviour. At the same time, clarity of responsibility as an alternative context factor seems to be less relevant for corruption performance voting than for the economy. As a result, the context-dependent nature of corruption performance voting allows us to better understand why corruption is highly persistent in some countries.

## The economic prerogative in performance voting

We explore whether vote choice is influenced by perceived levels of corruption. Conceptually, this approach relates to the broad theoretical framework of performance voting models (Key, 1966; Kramer, 1971; Ferejohn, 1986). Performance voting is based on the simple idea that voters evaluate parties based on their achievements in office. It assumes that government performance enters a voter's decision-making process retrospectively. In Kramer's (1971: 134) words: 'if the performance of the incumbent party is "satisfactory" [...], the voter votes to retain the incumbent governing party in office [...]; if the incumbent's performance is not "satisfactory", the voter votes against the incumbent to give the opposition party a chance to govern'. Thus, performance voting is based on voter evaluations of the government parties' past performance irrespective of how they evaluate the opposition parties' potential performance. The implicit assumption is that voters first and foremost care about 'throwing the rascals out' if their performance was unsatisfactory.

So far, existing studies on performance voting have mainly focused on the economy (Key, 1966; Kramer, 1971; Fiorina, 1981; Powell and Whitten, 1993; Whitten and Palmer, 1999; Lewis-Beck and Stegmaier, 2000; van der Brug *et al.*, 2007; Duch and Stevenson, 2008; Becher and Donnelly, 2013). There are various reasons for its preponderance in the performance voting literature. First, voters generally agree on desired economic policy goals (economic growth and low levels of unemployment and inflation). As the economy is therefore a valence issue, voters can send coherent signals to incumbents if they fail to act in line with the voters' preferences. This agreement on policy ends effectively enables voters to efficiently structure the behaviour of the government (Ferejohn, 1986). Second, the focus on economic outcomes is justified by its importance to voters. While issue priorities vary substantially between voters and electoral contexts (Singer, 2011a, b), economic problems, such as unemployment, are typically among voters' most pressing concerns. Finally, economic outcomes are easy to observe for the average voter. Economic voting allows voters to make rational decisions even if they are politically inattentive (Fiorina, 1981).

A thriving or deteriorating economy is, however, not the only criterion voters can use to evaluate the performance of government parties (Fiorina, 1981; Stokes, 1992). As Stokes (1992: 147) notes:

'The classic illustration [for a valence issue] is good economic times and bad. But the parties and leaders are at times linked to peace and war, internal order and crime, and many other conditions that are positively or negatively valued. Although their bonding to economic conditions goes back to the early nineteenth century, the conditions that provide the symbolic content of valence politics have progressively expanded with the scope of government in the twentieth century.'

Thus, if voters care about monitoring officeholders, they might also condition their vote choice on other dimensions of good governance such as public safety or peace. Here, we focus on one such non-economic issue: the level of corruption.

Corruption is commonly defined as ‘the misuse of public office for private gains’ (Treisman, 2000: 399) or as ‘an act by a public official (or with the acquiescence of a public official) that violates legal or social norms for private or particularistic gains’ (Gerring and Thacker, 2004: 300). In both definitions public officials are the major actors, while the extent and type of corruption are left open. Corruption thus comprises activities such as bribery, embezzlement of public funds, misuse of public party funding, and clientelism. Gerring and Thacker’s definition also includes the toleration of corrupt practices. Hence, political elites may be held accountable not just for themselves abusing power and money, but also for failing to limit corrupt behaviour in general (Tavits, 2007).

Recent research highlights the role of corruption perceptions on political behaviour, in particular its effect on voter turnout (Peters and Welch, 1980; Stockemer and Calca, 2013; Stockemer *et al.*, 2013). Some studies show that high levels of corruption decrease turnout (e.g. McCann and Dominguez, 1998; Stockemer *et al.*, 2013) as high levels of perceived corruption lead to more negative evaluations of political authorities and the political system in general (Anderson and Tverdova, 2003). Yet, others find a positive effect of corruption on turnout (Stockemer and Calca, 2013). Kostadinova (2009), in turn, argues that both effects may occur: there is a direct, mobilizing effect of corruption on turnout and an indirect, negative one that affects turnout through political efficacy. Here, we will extend this research on corruption and study its effect on incumbent voting.

We posit that voters evaluate government parties based on the perceived level of corruption for two reasons. First, corruption is a valence issue (Stokes, 1963, 1992) and thus fits the reward-and-punishment logic of the performance voting framework: voters should prefer less to more corruption and should evaluate the extent to which the incumbent government has performed effectively.<sup>1</sup> Second, corruption is particularly relevant in some Eastern and Southern European (e.g. Anderson and Tverdova, 2003; Kopecký *et al.*, 2012) and Western European countries (Singer, 2011b). For example, countries such as Romania or Bulgaria do poorly in Transparency International’s Corruption Perception Index (CPI), and voters in these countries also name corruption as one of the most important issues (Singer, 2011b). Thus, in these contexts corruption should be a major element in voters’ reasoning when casting their ballots.

In fact, the reward-and-punishment mechanism may even be more persuasive for corruption levels than for the economy. Economic policies also entail aspects where policy means rather than goals are important for making decisions. For example,

<sup>1</sup> Clearly, any voter directly benefiting from clientelist linkages may be somewhat ambivalent in her evaluation of corruption (Kitschelt, 2000). However, not all clientelist practices are necessarily corrupt. Also, individual level measures of corruption largely reflect voters’ daily personal experiences with petty acts of corruption and are generally detached from material advantages in clientelist elite-voter linkages. See Singer (2011c) on the complex relationship between clientelism and perceived levels of corruption, especially grand corruption by political elites used to generate funds to finance clientelist practices.

voters may not only value parties that are competent in ensuring economic growth or low unemployment rates, but also those that advocate policies (e.g. income tax, minimum wages) that are in line with their personal policy preferences. These positional elements of party competition are less relevant for voters' perceptions of corruption. In contrast to economic policies, parties differ less in how they propose to fight corruption. Instead, corruption can almost exclusively be discussed in valence terms, making the reward-and-punishment logic even more appealing than for economic policies. Moreover, corruption is an issue where it is crucial that voters monitor the incumbents. This is due to the fact that political elites enjoy private gains when exploiting their power and positions for their own good. They thus have clear incentives to pursue their own goals, and these differ from those of voters. Finally, corruption is a particularly suitable issue for performance voting because corruption, as defined above, is directly attributable to the political elites. Thus, it should be relatively easy for the average voter to evaluate incumbent performance on corruption and to punish those who fail to deliver the desired outcome. This leads us to expect that corruption perceptions have a strong effect on vote choice.

### **The contingent effect of corruption performance voting**

However, previous research has shown that performance voting is context-dependent (Powell and Whitten, 1993; Whitten and Palmer, 1999; Hellwig 2001, 2011; Anderson, 2007; van der Brug *et al.*, 2007; Duch and Stevenson, 2008, 2010). Hence, we expect that the connection between voter perceptions of corruption and vote choice is also likely to be contingent on individual-level attributes as well as on macro-level context factors. We argue that some of these contingency-effects will differ from those for the economy as a performance voting issue. While both issues share many commonalities leading to similar effects and mechanisms, we also observe differences that should affect the circumstances under which economic and corruption performance voting are most likely.<sup>2</sup>

A first moderating factor is partisanship: performance voting is more likely for non-partisans than for voters who lean towards a particular party (van der Brug *et al.*, 2007; Kayser and Wlezien, 2011). This argument goes beyond the widely known findings that partisanship affects voter perceptions of politics (Campbell *et al.*, 1960; Bartels, 2002; Anduiza *et al.*, 2013) and vote choice (see e.g. Merrill and Grofman, 1999). Rather, it states that partisanship moderates the impact of (potentially biased) perceptions of politics on vote choice (Vivyan *et al.*, 2012). Voters with strong partisan attachment should be less responsive to short-term

<sup>2</sup> The list of moderating factors in Hypotheses 1–4 is of course not exhaustive. For example, we could also test whether a voter's political information, and thus the probability to recognize corruption among politicians, affects vote choice. As there are much better data for political information in national surveys, however, we refrain from testing this information hypothesis (Winters and Weitz-Shapiro, 2013).

factors including performance evaluations because of their clear-cut party preferences. Although these voters might be dissatisfied with the performance of their most preferred party, their strong preferences for that party make party switching less likely (Kayser and Wlezien, 2011; Eggers *et al.*, 2014). In contrast, non-partisans lack these strong predispositions, and thus even small differences in their perceived party performance can have significant effects on their vote choice (van der Brug *et al.*, 2007). Following the literature on economic voting, we test whether non-partisan voters put greater weight on the government's record in tackling corruption:

**HYPOTHESIS 1:** The influence of corruption performance voting is higher for non-partisans than for voters who feel close to a party.

Retrospective voting should also depend on voters' belief that throwing the rascals out will not bring new rascals in. Punishing government parties by voting for opposition parties presumes that voters believe in the effect of government turnover. This belief is captured in several theoretical concepts. It relates to voter perceptions of government responsiveness (Kölln *et al.*, 2014) and is reflected in what Downs (1957) has labelled the 'expected party differential', which is defined as 'the difference between the utility income [a citizen] actually received [...] and the one he would have received if the opposition had been in power' (Downs, 1957: 40). Understood in a broader sense, this notion of party differentials captures in fact any form of perceived party differences including not only policy, but also perceived differences in performance-based assessments and evaluations of party leaders (see Blais *et al.*, 2000; Wessels and Schmitt, 2008). If they do not believe that government turnover will make a difference, citizens are unlikely to punish incumbents by voting for an opposition party. The more likely option in this situation is to abstain (Downs, 1957; see also McCann and Dominguez, 1998; Kostadinova, 2009). Thus, we expect corruption performance voting to be stronger if voters believe that electing opposition parties will make a difference:

**HYPOTHESIS 2:** The influence of corruption performance voting is higher if voters expect significant change when the government composition changes.

Turning to factors in the electoral context, we test whether the effect of corruption performance voting depends on the severity of corruption. One of the core elements of issue voting models is that voters evaluate parties based on their most important problems and concerns (Krosnick, 1988, 1990). Thus, economic performance voting is most likely in hard economic times and among those who are hit hardest by unemployment and recessions (Stevenson, 2002; Singer, 2011a, b).

Following this argument, we test whether voters pay more attention to their corruption perception when evaluating government performance in electoral contexts where corruption is a prominent problem. In these contexts, the misuse of public goods is more relevant to voters when evaluating government performance. Thus, it is here where voters can use their retrospective evaluation of corruption as

an information shortcut (Fiorina, 1981). In contrast, the effect of corruption perception might be weaker in national contexts where corruption is less severe. Here, voters are more likely to focus on other issues (e.g. the economy) to assess the performance of government parties. Therefore, corruption performance voting should be more likely in contexts where corruption is a prominent problem. This leads to:

**HYPOTHESIS 3:** The influence of corruption performance voting is higher in electoral contexts where corruption is a prominent issue.

Another factor that might hinder performance voting is the clarity of political responsibility. In order to punish incumbent parties, voters need to be sure that bad performance was truly a result of the officeholders' mismanagement – and not a result of exogenous factors or actions taken by other political actors. One of the major findings in the economic voting literature is that evaluating parties and candidates is much easier in systems where performance can clearly be attributed to individual actors (Powell and Whitten, 1993; Whitten and Palmer, 1999; Anderson, 2007; Duch and Stevenson, 2008). It is easier for voters to evaluate the responsible parties, for example, if the government composition is relatively stable and if the incumbent parties have a majority in parliament. Moreover, the consensus-seeking common in coalition governments makes it difficult for voters to identify the party or parties that are responsible for policy outputs, and this challenge increases with the increasing number of coalition partners.

We test whether the same moderating effect exists for corruption performance voting. Following the arguments from the economic voting literature, corruption performance voting should be more likely in electoral contexts where government parties have unified control over policy-making. Higher clarity of responsibility should make it easier for citizens to identify corruption and scandals, and a high level of information about corrupt practices is linked to corruption performance voting (Winters and Weitz-Shapiro, 2013). There are of course differences between the economy and corruption as performance voting issues. First, responsibility over economic policies mostly deals with legislative competences, while fighting corruption is largely a matter of executive power. When unable to pass their preferred economic legislation, minority governments or those facing a strong second chamber may diffuse responsibility and blame their political opponents for blocking their most desired policy proposals. In contrast, parties rarely disagree about how to fight corruption. Rather, it is primarily a matter of effective control over the public administration, enforcing existing laws and regulations, and thus lies at the very heart of the executive branch's responsibility. Second, attributing blame for corruption, especially grand corruption, is much easier than for economic outcomes. Expenses and corruption scandals are often linked to particular parties and politicians, and voters can identify relevant players irrespective of the institutional and political clarity of responsibility. Thus, the signal-extraction problem that plagues voters on economic policies may be less severe for corruption performance voting.



Although we expect a moderating effect of political responsibility on corruption voting, its effect might be weaker than previous research found for economic voting.

**HYPOTHESIS 4:** The influence of corruption performance voting is higher in electoral contexts where the clarity of political responsibility is high.

## Data and measurement

There are only a few cross-national studies on corruption performance voting using individual-level data. Most studies focus on particular events (e.g. an expenses scandal) to study the effects of bribery on voters' opinions and vote choice (Peters and Welch, 1980; Vivyan *et al.*, 2012; Wagner *et al.*, 2014). Moreover, many analyses use survey experiments (Anduiza *et al.*, 2013; Winters and Weitz-Shapiro, 2013; Eggers *et al.*, 2014; Wagner *et al.*, 2014) to provide insights on the causal mechanisms in decision-making processes. Yet, analyses based on a single national context do not allow us to study cross-national differences even though such differences are likely to exist (van der Brug *et al.*, 2007; Duch and Stevenson, 2008). Comparative analyses are rare and largely limited to a macro-level perspective (Krause and Mendez, 2009; Choi and Woo, 2010). These analyses run the risk of committing ecological fallacies and are not well-suited to testing the causal mechanism linking citizens' perceptions of corruption and reward-punishment behaviour.

We study individual voting behaviour in 20 parliamentary elections in Western and Central Eastern Europe using the CSES Module 2 survey data (CSES, 2007).<sup>3</sup> These data enable us to study the effect of corruption perception using identical question wording in various political and economic contexts.

### *Dependent variable*

Our dependent variable is vote choice, distinguishing respondents who voted for an incumbent government party (1) and those casting a vote for an opposition party (0).<sup>4</sup> The data on the government status of each political party running in the respective election is retrieved from the ERD data archive (Andersson *et al.*, 2014).

### *Independent variable*

The key independent variable captures each individual's perceived level of corruption and is based on the following survey item:

<sup>3</sup> See Table A.1 in the Supplementary material for detailed information on the parliamentary elections studied.

<sup>4</sup> Our empirical results are robust to two alternative specifications of the dependent variable, namely a model separating voters for the prime minister's party (1) vs. any other party (0), and a multinomial logit model based on a tripartite coding of respondents' vote choice (abstention (0), opposition vote (1), or incumbent vote (2)). The latter model indicates that increasing corruption perception significantly reduces the odds of voting for the incumbent (vs. voting for an opposition party), supporting the basic idea of retrospective voting models (see Supplementary material, Model 6 in Table A.2 and Model 10 in Table A.3).



How widespread do you think corruption such as bribe taking is amongst politicians in [COUNTRY]: very widespread (4), quite widespread (3), not very widespread (2), it hardly happens at all (1)?<sup>5</sup>

This item takes up the two definitional criteria of corruption perception mentioned before: it highlights the role of public officials as the central agents of corruption, while leaving the extent and type of corruption largely open. Yet, it does not capture which particular political actors are linked to the perceived level of corruption. In that respect, the question mirrors that of the economic vote where respondents are asked to assess the state of the economy without an explicit reference to the government's impact on the state of the economy (see, e.g., Lewis-Beck, 1988: 35–37). As for the economy, we assume that voters implicitly hold government parties responsible for policy outcomes because it is these parties that are in charge of making and enforcing laws that prevent undesirable outcomes. We cannot, however, use this question to infer respondents' views on the effectiveness of government actions (for a general overview of performance and government responsibility, see Glasgow *et al.*, 2002).

### *Moderating variables*

Since our interest lies primarily in the contingent effect of corruption perception, our empirical models feature interaction terms with four moderating variables. First, we test whether partisanship moderates the effect of corruption performance voting: Non-partisans should be more likely to vote based on their performance evaluations than voters who feel close to a political party. We identify voters' partisanship using the CSES question item 'which party do you feel closest to?' and use indicator variables to distinguish between those who feel close to government parties, opposition parties, and non-partisans. As above, the data on government participation of political parties are retrieved from the ERD data archive.<sup>6</sup> The second individual-level characteristic refers to the voters' belief that government turnover will bring about change. We capture this belief with an item (measured on a

<sup>5</sup> We use inversed scores so that higher scores indicate more perceived corruption, while lower scores indicate less perceived corruption. Note that this measure does not capture differences across countries. In methodological terms, Hypothesis 3 accounts for these different national contexts by weighting the corruption perception effect with the severity of corruption in the election context. In other words, we use corruption severity as an anchor (King *et al.*, 2004) to achieve higher levels of cross-national comparability of survey items.

<sup>6</sup> Including partisanship as a moderating variable also accounts for potential biases in our estimates of corruption performance voting in general (Duch and Stevenson, 2008; Tilley *et al.*, 2008): Voters who feel close to a political party are likely to evaluate its performance more positively through a 'partisan lens'. Thus, performance voting effects of partisans are probably biased (Wlezien *et al.*, 1997; Duch *et al.*, 2000; Evans and Andersen, 2006). The main effects of partisanship account for this perceptual bias. In addition, we also would expect the conditional effects of corruption perception posited in Hypothesis 2–4 to be significantly higher for non-partisans than for voters with party affiliation. Additional tests (not reported) support this expectation.

five-point scale) indicating whether respondents think that ‘it makes a difference who is in power’ (5) or not (1).

For macro level effects, we measure the severity of corruption using the CPI provided by Transparency International. The CPI is a composite index and combines surveys and assessments of corruption by several institutions and organizations into a single measure. It is generally considered the most valid and reliable cross-national estimate of corruption and is thus widely used in comparative studies (see, e.g., Treisman, 2000; Persson *et al.*, 2003; Krause and Mendez, 2009; Choi and Woo, 2010).<sup>7</sup> For each election we capture the severity of corruption via the country’s average CPI score over the entire parliamentary term. In this context, we inverse the original eleven-point scale so that the maximum score (10) corresponds to high levels of corruption, while a minimum score (0) indicates low corruption levels.

Our last moderating variable is clarity of responsibility. There is no established measure of clarity of responsibility in the existing literature (see, e.g. Whitten and Palmer, 1999; Tavits, 2007; De Vries *et al.*, 2011). Hobolt *et al.* (2013) argue that attributes of the incumbent government (which they label ‘government clarity’) are more relevant than institutional factors (such as bicameralism and the committee structure in parliament). Thus, we follow their approach by compiling a composite index of government clarity ranging from 0 (low clarity) to 1 (high clarity). This index is based upon each government’s (i) single-party status, (ii) the extent of cohabitation within semi-presidential systems, (iii) a measure of its ideological cohesion, and (iv) the main governing party’s share of cabinet posts.

### *Control variables*

The incumbent government’s economic performance is captured via the level of unemployment in the year before the election. Ideally, including measures of the perceived state of the economy at the individual level would allow us to test the effect of corruption performance voting side-by-side with economic performance voting. Unfortunately, such individual-level measures are not included in the CSES Module 2 survey data.<sup>8</sup> We resort to using the level of unemployment as a macro-economic indicator that is likely to have the most direct effect on each respondent’s

<sup>7</sup> The growing interest on the causes and effects of corruption has raised doubts on the validity of subjective indexes of perceived corruption (Treisman, 2007). Yet, for our sample of European countries the CPI measure of corruption is highly correlated both with alternative measures of perceived corruption [control of corruption by the World Bank (2013);  $r = 0.93$ ] and experience-based indicators [Global Corruption Barometer (2005);  $r = 0.82$ ]. It also correlates highly with the country means of perceived corruption in the CSES we employ in this article ( $r = 0.91$ ). All empirical results below are robust to using this alternative measure for severity of corruption (see Supplementary material, Model 7 in Table A.2).

<sup>8</sup> For a similar strategy in dealing with the lack of individual-level measures on the economic conditions in the CSES Module 2 survey data, see Singer (2011b).

individual evaluation of the government's economic performance.<sup>9</sup> These macro-economic data are retrieved from the World Development Indicators database (The World Bank, 2013). At the individual level, we include a series of standard socio-demographic controls, namely age (in years), sex, education (distinguishing four levels of education), and voters' ideological preferences measured on an eleven-point left-right scale.

## Empirical analysis

Given the hierarchical structure of our data with individuals nested within elections and the binary nature of the dependent variable, the subsequent empirical analysis rests upon a series of multilevel logistic regression models of incumbent voting with random intercepts accounting for unobserved heterogeneity between elections.<sup>10</sup> The results of these hierarchical logistic regression models are shown in Table 1. Model 1 shows the overall effect of corruption performance on vote choice. Model 2 includes moderating effects for both individual-level factors (Hypotheses 1 and 2). We test the electoral context effects of the systemic level of corruption (Hypothesis 3; Model 3) and of clarity of responsibility (Hypothesis 4; Model 4) separately. All estimated marginal effects and associated marginal-effect plots are based on a full model (Model 5) including all covariates.

We start by analysing whether voters resort to corruption as a simple means of retrospective voting. As expected, corruption perception has a significant negative effect on incumbent voting. Thus, individuals perceiving higher levels of corruption are less likely to vote for a party in government. Increasing the level of corruption perception by one unit (on a four-point scale) lowers the probability of incumbent voting by ~5.4 percentage points, with all other independent variables held at their mean or mode, respectively.<sup>11</sup> To put this effect in perspective, we compare this estimate with that of a one unit change of voters' *economic* perceptions. Studying 163 different estimates of economic perception voting, Duch and Stevenson (2008: 64) find that a one-unit change in economic perceptions (on a three-point scale) decreases the probability of incumbent voting on average by 5.0 percentage points.

<sup>9</sup> We also estimate empirical models using alternative macroeconomic indicators to measure economic performance. For the given sample of 20 European elections, unemployment is the only indicator exerting a significant effect on individual voting behaviour. The models in Table A.4 in the Supplementary material show that our empirical results are largely robust to GDP per capita growth, GDP growth and inflation as alternative macroeconomic indicators.

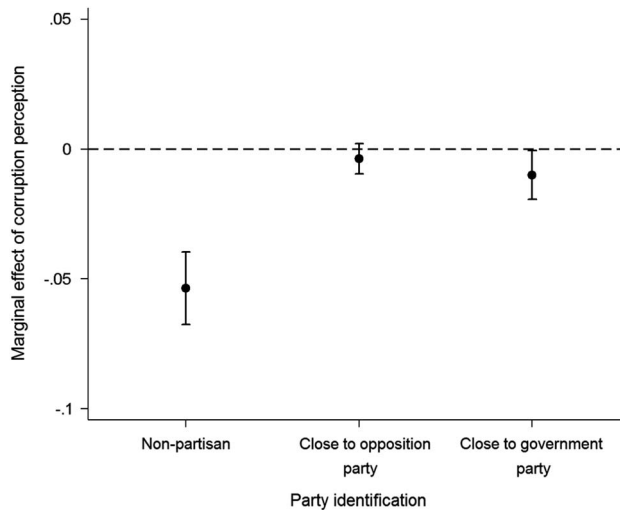
<sup>10</sup> As with random intercept models in general, this modelling strategy bears the risk of biased estimates due to a potential correlation of the individual-level variables with the unobserved heterogeneity at the election level. The results of Models 1 (FE) – 5 (FE) in the Supplementary material (Table A.5) underline the robustness of the empirical results to an alternative fixed-effects model specification.

<sup>11</sup> That is, for a male, middle-aged (47.5 years), non-partisan, and centrist (5.61) voter with completed secondary education who is convinced that it 'makes a difference who is in power' (3.81). Here, the electoral context is characterized by low levels of corruption (2.77) as well as moderate levels of government clarity (0.62) and unemployment (6.60).

Table 1. Random intercept models of incumbent voting

	Model 1	Model 2	Model 3	Model 4	Model 5
Corruption perception	-0.282*** (0.021)	0.105 (0.068)	0.191* (0.077)	0.187 (0.097)	0.260* (0.103)
H1			Reference category		
Non-partisan			-3.073*** (0.247)		
Close to opposition party		-3.053*** (0.244)		-3.058*** (0.244)	-3.077*** (0.247)
Close to government party		2.855*** (0.195)	2.862*** (0.194)	2.842*** (0.196)	2.851*** (0.194)
Corruption perception × close to opposition party		0.118 (0.083)	0.126 (0.084)	0.120 (0.083)	0.127 (0.084)
Corruption perception × close to government party		0.081 (0.071)	0.078 (0.070)	0.086 (0.071)	0.082 (0.070)
H2					
Perceived effect of government turnover		0.261*** (0.051)	0.261*** (0.051)	0.259*** (0.051)	0.260*** (0.051)
Corruption perception × perceived effect of government turnover		-0.085*** (0.017)	-0.085*** (0.017)	-0.085*** (0.017)	-0.085*** (0.017)
H3					
Corruption severity			0.116 (0.085)		0.133 (0.083)
Corruption perception × corruption severity			-0.034* (0.015)		-0.033* (0.015)
H4					
Government clarity				-0.311 (0.596)	-0.393 (0.593)
Corruption perception × government clarity				-0.135 (0.116)	-0.120 (0.116)
Control variables					
Age	0.002 (0.001)	-0.001 (0.001)	-0.001 (0.001)	-0.001 (0.001)	-0.001 (0.001)
Female	0.091** (0.030)	0.092* (0.039)	0.088* (0.039)	0.092* (0.039)	0.089* (0.039)
Educational attainment					
None	0.310*** (0.088)	0.221 (0.119)	0.214 (0.119)	0.222 (0.119)	0.215 (0.119)
Primary level	0.087* (0.039)	0.063 (0.051)	0.061 (0.051)	0.063 (0.051)	0.062 (0.051)
Secondary level			Reference category		
Tertiary level	-0.037 (0.041)	-0.043 (0.041)	-0.037 (0.054)	-0.043 (0.054)	-0.037 (0.054)
Ideology	0.011 (0.007)	-0.005 (0.009)	-0.005 (0.009)	-0.006 (0.009)	-0.006 (0.009)
Unemployment	-0.095** (0.036)	-0.077* (0.035)	-0.081 (0.042)	-0.078* (0.033)	-0.089* (0.040)
Constant	0.798** (0.294)	-0.404 (0.346)	-0.643 (0.362)	-0.161 (0.518)	-0.357 (0.519)
Random intercept					
Variance (elections)	0.350** (0.113)	0.318*** (0.104)	0.310*** (0.102)	0.292*** (0.096)	0.281*** (0.093)
N (individuals)	19,782	19,782	19,782	19,782	19,782
N (elections)	20	20	20	20	20
Log likelihood	-12,527.5	-8,127.8	-8,125.1	-8,126.2	-8,123.6
AIC	25,075.1	16,287.5	16,288.3	16,288.5	16,287.3
Likelihood ratio test vs. logistic regression ( <i>P</i> -value)	<0.001	<0.001	<0.001	<0.001	<0.001

Standard errors in parentheses. \**P* < 0.05, \*\**P* < 0.01, \*\*\**P* < 0.001.



**Figure 1** Corruption perception effect depending on party affiliation (H1).

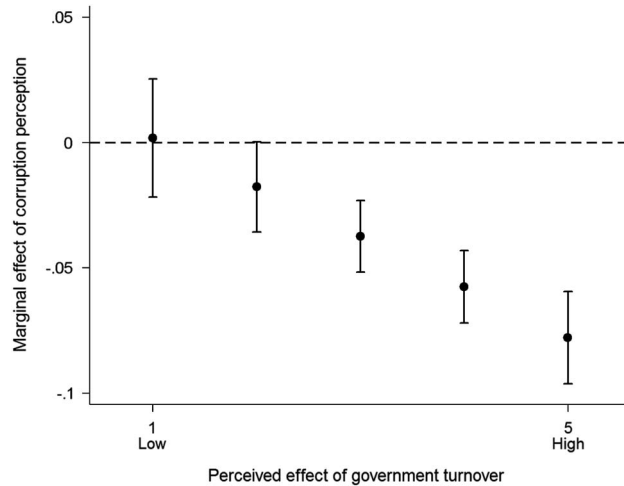
*Note:* This figure shows the estimated marginal effect of a one-unit change in corruption perceptions on the probability of incumbent voting for non-partisans, voters feeling close to an opposition party, and voters feeling close to a government party. All point estimates (dots) and corresponding 95% confidence intervals (vertical lines) are based on Model 5.

Despite the difficulties of comparing effect sizes across the different models,<sup>12</sup> we may tentatively conclude that the substantive impact of corruption perceptions on vote choice is similar to that of economic perceptions.

This baseline effect of corruption perception on incumbent voting may serve as a starting point to evaluate the conditional factors in Hypotheses 1–4. Starting with the individual-level factors that may affect performance voting, our results indicate that the effect of corruption perception on incumbent voting is characterized by a strong partisan bias. Figure 1 juxtaposes the particularly influential effect of corruption perception for non-partisan voters with that of voters feeling close to an opposition party, and those who feel close to the incumbent government.<sup>13</sup>

<sup>12</sup> Clearly, there are differences in the scaling approaches of the main explanatory variable (three-point scale vs. four-point scale), the choice of the empirical model (multinomial logistic vs. multilevel logistic), and the effects reported (average marginal effects vs. conditional marginal effects). Nonetheless, Duch and Stevenson's (2008) account of economic performance voting is the most comprehensive and thus arguably the most suited for a comparative assessment of the two different dimensions of performance voting.

<sup>13</sup> Comparing the marginal effects in Figure 1 with the regression coefficients in Models 2–5 exemplifies the challenges to interpret interaction effects. In contrast to linear models, the marginal effect of interacting variables in non-linear models hinges on the interaction term but also (among other factors) on the main constituent terms (for details, see Berry *et al.*, 2010). Figure 1 shows that there are substantial differences between non-partisans and partisans.

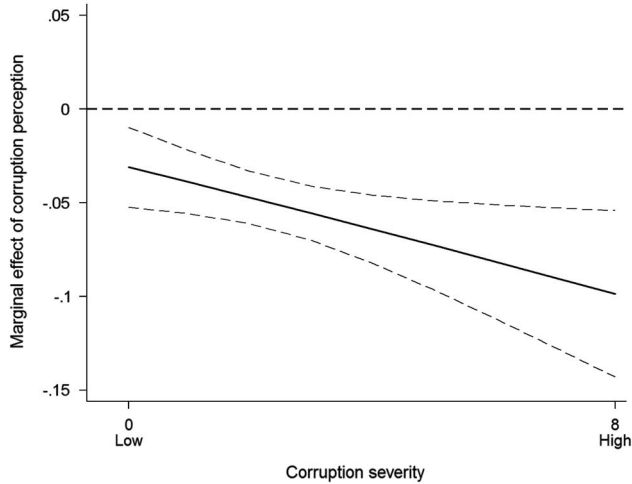


**Figure 2** Corruption perception effect depending on effect of government turnover (H2).

*Note:* This figure shows the estimated marginal effect of a one-unit change in corruption perceptions on incumbent voting, conditional on the perceived effect of government turnover. All point estimates (dots) and corresponding 95% confidence intervals (vertical lines) are based on Model 5.

Corroborating our first hypothesis, the perceived level of corruption has only little influence on partisans. In fact, individuals closely tied to the incumbent are likely to support them regardless of their corruption perception, as their likelihood of incumbent voting merely decreases from 94.3 to 91.4% as corruption perception changes from ‘hardly happens at all’ (1) to ‘very widespread’ (4). In a similar vein, individuals close to the opposition are unlikely to support incumbent government parties regardless of their level of perceived corruption (the corresponding change in the predicted probability of incumbent voting is from 4.4 to 3.3%). Overall, it is non-partisans for whom the perceived level of corruption matters most for their vote choice. In contrast, those who feel close to a party have already relatively clear preferences and thus changing corruption perceptions hardly alter their vote choice.

A second moderating factor is whether respondents believe that government turnover will yield changes. In line with Hypothesis 2, Models 2 and 5 show a negative interaction between corruption perception and the perceived differences of who is in power, and this effect is statistically significant at conventional levels. Thus, the extent to which voting behaviour is influenced by corruption perceptions increases as respondents believe that opposition parties will govern differently than the incumbent government. Figure 2 shows the marginal effect of corruption perception dependent on the perceived effect of government turnover, holding all other variables at their mean or mode, respectively. Here, we observe that corruption perceptions have almost no impact on the likelihood of incumbent voting (increase by ~0.2 percentage points, insignificant) for individuals who have little faith in



**Figure 3** Corruption perception effect depending on corruption severity (H3).

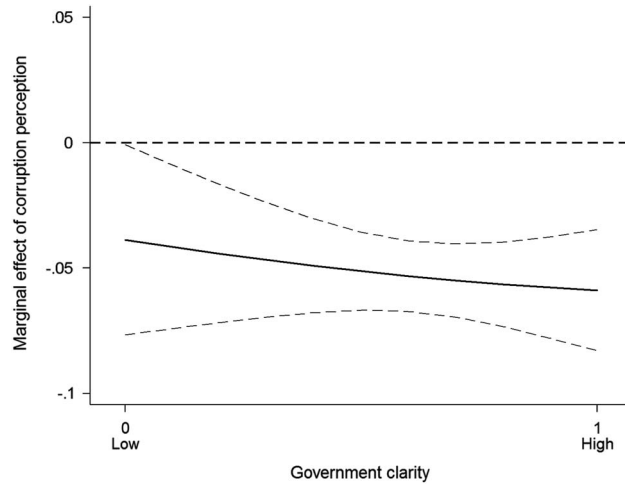
*Note:* This figure shows the estimated marginal effect of a one-unit change in corruption perceptions on incumbent voting, conditional on corruption severity. All estimates (solid line) and the corresponding 95% confidence interval (dashed lines) are based on Model 5. The empirically observed maximum on the Corruption Perception Index (CPI) 0–10 scale is 7.2.

government turnover. In fact, a minimum sense that ‘it makes a difference who is in power’ is necessary so that corruption perceptions influence one’s voting behaviour.<sup>14</sup> For these voters, an increase in the level of perceived corruption negatively affects the probability to vote for incumbents by ~3.7 percentage points, and this effect becomes stronger as the perceived effect of government turnover increases. For individuals who strongly believe in the changing effect of government turnover (five scale points), increasing the level of corruption perception by one unit decreases the likelihood of incumbent voting by 7.8 percentage points.

Turning to the macro-level context factors (Models 3 and 5), we hypothesized that corruption performance voting is more relevant in countries with high levels of corruption (Hypothesis 3). Figure 3 shows the corresponding marginal effect of corruption voting for varying levels of corruption, again holding all other variables in the model at their mean or mode, respectively. Indeed, we observe a strong punishment effect by the electorate in national contexts where corruption is highly salient (e.g. Romania in 2004). If corruption perceptions increase by one unit in such contexts, we would predict that the probability of voting for the incumbent declines by 9.2 percentage points. This effect is approximately three times larger than the corresponding effect in elections where corruption is hardly an issue (e.g. Finland in 2003). Here, increasing the level of corruption perception by one unit decreases the likelihood of incumbent voting by ~3.2 percentage points.

<sup>14</sup> Three scale points or higher, which accounts for roughly 85% of the individuals in our sample.





**Figure 4** Corruption perception effect depending on government clarity (H4).

*Note:* This figure shows the estimated marginal effect of a one-unit change in corruption perceptions on incumbent voting, conditional on the level of government clarity. All estimates (solid line) and the corresponding 95% confidence interval (dashed lines) are based on Model 5.

Concerning Hypothesis 4, the results of Models 4 and 5 do not support the claim that corruption performance voting varies with the clarity of government responsibility. While the corresponding coefficient for *Corruption perception*  $\times$  *government clarity* is negative, it fails to reach conventional levels of significance, indicating that varying levels of government clarity do not affect the effect of corruption voting.<sup>15</sup> Thus, these results indicate that individuals are able to clearly attribute and punish corrupt behaviour, regardless of factors blurring this link (see Figure 4).

Finally, Models 1–5 also contain the level of unemployment as a control variable. In line with the expectations of the economic performance voting literature, the coefficient of unemployment is negative: an increase in unemployment by one standard deviation above the mean decreases the probability to vote for incumbent parties by 7.9 percentage points. This suggests that performance voting may encompass economic as well as non-economic performance evaluations and that their combined effect is larger than either that of economic and of corruption performance voting alone.

## Conclusion

Are elected officials held accountable for high levels of corruption? The evidence presented here suggests that voters indeed sanction governing parties if they

<sup>15</sup> This inconclusive finding is robust to an alternative operationalization of clarity of responsibility based on *institutional clarity* indicated by (i) weak committee structures, (ii) unitary states, (iii) parliamentary systems; (iv) and unicameral systems (see Supplementary material Model 8, Table A.2 and Hobolt *et al.*, 2013).

perceive high levels of corruption. Yet, this effect depends on both individual voter characteristics and the electoral context. These findings might help us to understand why corruption is a persistent phenomenon in some contexts but not in others. Regarding individual characteristics, we showed that corruption voting depends on partisanship. It is non-partisans who make vote choices based on perceived levels of corruption. Partisans who lean towards government or opposition parties have a strong predisposition towards these parties. For such voters, performance evaluations are far less important for their vote choice. This is in line with previous research showing varying effects of economic voting for partisans and non-partisans (e.g. Kayser and Wlezién, 2011), suggesting that partisanship moderates the effect of voters' attitudes on vote choice.

Our results also suggest that electoral control diminishes as citizens lose faith in replacing incumbents with opposition parties. Only citizens who believe that government turnover will lead to substantial changes punish incumbents by voting for an opposition party. In contrast, those who perceive no differences between government and opposition do not vote for opposition parties if the perceived level of corruption is high. This highlights the importance of the voters' perceived differences between parties, for example in terms of policy positions (see Hellwig, 2012) and party competence.

The CSES data from 20 elections in different national contexts also allow us to analyse the electoral context of corruption performance voting. Corruption voting increases in a setting with high corruption, indicating that performance voting depends on the saliency of the issue voters use to evaluate government parties. The normative implications of this finding are twofold: First, it implies that voters facing high and persistent levels of corruption indeed try to bring down these high levels by closely monitoring the incumbent parties. Second, it means that corrupt political elites might escape electoral punishment as long as corruption is not among the most salient issues.

In contrast to the economic dimension of performance voting, we find no evidence that clarity of responsibility affects the magnitude of corruption performance voting. This negative finding, which is robust to various approaches to measuring clarity of responsibility, illustrates that performance voting is a multi-faceted phenomenon: while being a strong moderating variable for the influence of voters' economic perceptions on incumbent support (Powell and Whitten, 1993; Whitten and Palmer, 1999; Anderson, 2007; Duch and Stevenson, 2008), the same does not hold for corruption perception voting. Perhaps the signal-extraction problem, fostered by power dispersion, is more severe for economic policies than for corruption.

Economic policies partly entail positional competition, and these conflicts affect legislation on economic policies. Thus, power dispersion leads to a signal extraction problem and makes economic performance voting less likely. In contrast, fighting corruption involves less ideological conflict and is less dependent on legislative politics. Fighting corruption is largely a matter of executive politics, the enforcement of existing rules and laws, and effective control in the public administration.

Moreover, corruption scandals are often highly visible and clearly linked to names of parties and individual politicians, irrespective of the political and institutional context. While this remains speculation, extending the theoretical framework of performance voting to explain these differences is a crucial step towards a better understanding of individual voting behaviour.

This study focused on the influence of corruption perceptions on incumbent support, but there are several further implications for other aspects of electoral politics. For example, the results presented here may have implications for the emergence and electoral success of new parties (Lucardie, 2000; Tavits, 2006; Sikk, 2012). Following Lucardie (2000: 182), ‘new parties need a political project that caters to social problems perceived as important by significant numbers of voters in order to win support’. In contexts where voters perceive high levels of corruption, corruption can serve as a fruitful ground for new parties that run on an anti-corruption image (see also Sikk, 2012), with sustainable effects if these parties can defend their distinct profile (Bolloyer and Bytzeck, 2013). Furthermore, corruption perceptions not only affect party choice but also turnout (Stockemer *et al.*, 2013). Yet, there is no consistent evidence whether turnout increases or decreases together with levels of corruption. The results presented here suggest that these differences depend on whether voters believe that replacing the government would make a difference. Those voters who believe in different outcomes under a government led by the current opposition parties punish incumbents for high corruption, while we find no such effect for those who perceive few differences between government alternatives. Thus, the effect of corruption perceptions on turnout may well be conditional on citizens’ beliefs about whether government turnover actually makes a difference (see also Kostadinova, 2009). The results presented in this study highlight the importance of such conditional effects of corruption perceptions. It is likely that similar effects are relevant for related research questions.

The present study also encourages research on temporal effects on performance voting. We focus on corruption performance voting in different national contexts, and data constraints do not allow us to include cross-temporal variation in corruption performance voting as well. Nevertheless, we believe that time-series data linking corruption perceptions and vote choice could reveal further insights. For example, voters may be most responsive to sharp increases in perceived corruption and reward incumbents if they perceive decreasing levels of corruption. Including these factors would improve our understanding of voter behaviour in general, and corruption performance voting in particular.

### **Acknowledgements**

We gratefully acknowledge financial support from the Austrian Science Fund (FWF) (grants P25490, S10902-G11, and S10903-G11) and thank Hannah Kieblspeck for excellent research assistance. We are indebted to Michael Lewis-Beck,

Markus Wagner, Eva Zeglovits, and the participants of the seminar series at the Department of Methods in the Social Sciences and the Department of Government, University of Vienna, for helpful comments and suggestions on earlier drafts. We also thank the three anonymous reviewers and the editors at EPSR for their support and helpful suggestions.

## Supplementary material

To view supplementary material for this article, please visit <http://dx.doi.org/10.1017/S1755773915000053>

## References

- Alesina, A. and B. Wacziarg (2002), 'Do corrupt governments receive less foreign aid?', *American Economic Review* 92(4): 1126–1137.
- Anderson, C.J. (2007), 'The end of economic voting? contingency dilemmas and the limits of democratic accountability', *Annual Review of Political Science* 10(1): 271–296.
- Anderson, C.J. and Y.V. Tverdova (2003), 'Corruption, political allegiances, and attitudes toward government in contemporary democracies', *American Journal of Political Science* 47(1): 91–109.
- Andersson, S., T. Bergman and S. Ersson (2014), The European Representative Democracy Data Archive, Release 3. Main sponsor: Riksbankens Jubileumsfond (In 2007-0149:1-E).
- Anduiza, E., A. Gallego and J. Muñoz (2013), 'Turning a blind eye: experimental evidence of partisan bias in attitudes toward corruption', *Comparative Political Studies* 46(12): 1664–1692.
- Bartels, L.M. (2002), 'Beyond the running tally: partisan bias in political perceptions', *Political Behavior* 24(2): 117–150.
- Basinger, S.J. (2013), 'Scandals and congressional elections in the post-watergate era', *Political Research Quarterly* 66(2): 385–398.
- Becher, M. and M. Donnelly (2013), 'Economic performance, individual evaluations, and the vote: investigating the causal mechanism', *Journal of Politics* 75(4): 968–979.
- Berry, W.D., J.H.R. DeMeritt and J. Esarey (2010), 'Testing for interaction in binary logit and probit models: is a product term essential?', *American Journal of Political Science* 54(1): 248–266.
- Blais, A., R. Young and M. Lapp (2000), 'The calculus of voting: an empirical test', *European Journal of Political Research* 37(2): 181–201.
- Bolleyer, N. and E. Bytzek (2013), 'Origins of party formation and new party success in advanced democracies', *European Journal of Political Research* 52(6): 773–796.
- Campbell, A., P. Converse, W. Miller and D. Stokes (1960), *The American Voter*, New York: Wiley.
- Choi, E. and J. Woo (2010), 'Political corruption, economic performance, and electoral outcomes: across-national analysis', *Contemporary Politics* 16(3): 249–262.
- The Comparative Study of Electoral Systems (CSES) (2007), CSES Module 2 full release [dataset], 27 June ([www.cses.org](http://www.cses.org)). Retrieved on 21 April 2014.
- De Vries, C., E.E. Edwards and E.R. Tillman (2011), 'Clarity of responsibility beyond the pocketbook: how political institutions condition EU issue voting', *Comparative Political Studies* 44(3): 339–363.
- Downs, A. (1957), *An Economic Theory of Democracy*, New York: Harper & Row.
- Duch, R.M. and R.T. Stevenson (2008), *The Economic Vote: How Political And Economic Institutions Condition Election Results*, New York: Cambridge University Press.
- Duch, R.M. and R.T. Stevenson (2010), 'The global economy, competency, the economic vote', *Journal of Politics* 72(1): 105–123.
- Duch, R.M., H.D. Palmer and C.J. Anderson (2000), 'Heterogeneity in perceptions of national economic conditions', *American Journal of Political Science* 44(4): 635–652.

- Eggers, A., N. Vivyan and M. Wagner (2014), 'Partisanship and electoral accountability: experimental evidence from the UK'. EPSA (European Political Science Association), 19–21 June 2014, Edinburgh, United Kingdom.
- Evans, G. and R. Andersen (2006), 'The political conditioning of economic perceptions', *Journal of Politics* 68(1): 194–207.
- Ferejohn, J.A. (1986), 'Incumbent performance and electoral control', *Public Choice* 50(1–3): 5–25.
- Ferraz, C. and F. Finan (2008), 'Exposing corrupt politicians: the effects of Brazil's publicly released audits on electoral outcomes', *Quarterly Journal of Economics* 123(2): 703–745.
- Fiorina, M.P. (1981), *Retrospective Voting in American National Elections*, New Haven, CT: Yale University Press.
- Gerring, J. and S.C. Thacker (2004), 'Political institutions and corruption: the role of unitarism and parliamentarism', *British Journal of Political Science* 34(2): 295–330.
- Glasgow, G., R.M. Alvarez and C. VanBeselaere (2002), 'Attributions of responsibility and priming in economic perception survey questions'. Retrieved 4 September 2014 from <http://www.mta.ca/~cvanbese/econsurvey9.pdf>.
- Hellwig, T.T. (2001), 'Interdependence, government constraints, and economic voting', *The Journal of Politics* 63(4): 1141–1162.
- (2011), 'Context, political information, and performance voting', in R.J. Dalton and C.J. Anderson (eds), *Citizens, Context, and Choice: How Context Shapes Citizens' Electoral Choices*, Oxford: Oxford University Press, pp. 149–175.
- (2012), 'Constructing accountability: party position taking and economic voting', *Comparative Political Studies* 45(1): 91–118.
- Hobolt, S., J. Tilley and S. Banducci (2013), 'Clarity of responsibility: how government cohesion conditions performance voting', *European Journal of Political Research* 52(2): 164–187.
- Kayser, M.A. and C. Wlezién (2011), 'Performance pressure: patterns of partisanship and the economic vote', *European Journal of Political Research* 50(3): 365–394.
- Key, V.O. (1966), *The Responsible Electorate: Rationality in Presidential Voting 1936–1960*, Cambridge: Belknap Press.
- King, G., C.J.L. Murray, J.A. Salomon and A. Tandon (2004), 'Enhancing the validity and cross-cultural comparability of measurement in survey research', *American Political Science Review* 98(1): 191–207.
- Kitschelt, H. (2000), 'Linkages between citizens and politicians in democratic polities', *Comparative Political Studies* 33(6/7): 845–879.
- Kölln, A.-K., P. Esaiasson and S. Turper (2014), 'External efficacy and perceived responsiveness – similar but distinct concepts'. EPOP (Elections, Public Opinion and Parties), 12–14 September 2014, Edinburgh, United Kingdom.
- Kopecký, P., P. Mair and M. Spirova (eds) (2012), *Party Patronage and Party Government in European Democracies*, Oxford: Oxford University Press.
- Kostadinova, T. (2009), 'Abstain or rebel: corruption perceptions and voting in east european elections', *Politics and Policy* 37(4): 691–714.
- Kramer, G.H. (1971), 'Short-term fluctuations in U.S. voting behavior, 1896–1964', *American Political Science Review* 65(1): 131–143.
- Krause, S. and F. Mendez (2009), 'Corruption and elections: an empirical study for a cross-section of countries', *Economics and Politics* 21(2): 179–200.
- Krosnick, J.A. (1988), 'The role of attitude importance in social evaluation – a study of policy preferences, presidential candidate evaluations, and voting behavior', *Journal of Personality and Social Psychology* 55(2): 196–210.
- (1990), 'Government policy and citizen passion: a study of issue publics in contemporary America', *Political Behavior* 12(1): 59–92.
- Lewis-Beck, M.S. (1988), *Economics and Elections. The Major Western Democracies*, Ann Arbor: University of Michigan Press.
- Lewis-Beck, M.S. and M. Stegmaier (2000), 'Economic determinants of electoral outcomes', *Annual Review of Political Science* 3: 183–219.

- Lucardie, P. (2000), 'Prophets, purifiers and prolocutors - towards a theory on the emergence of new parties', *Party Politics* 6(2): 175–185.
- Mauro, P. (1995), 'Corruption and growth', *Quarterly Journal of Economics* 110(3): 681–712.
- McCann, J.A. and J.I. Dominguez (1998), 'Mexicans react to electoral fraud and political corruption: an assessment of public opinion and voting behavior', *Electoral Studies* 17(4): 483–503.
- Merrill, S. and B. Grofman (1999), *A Unified Theory of Voting: Directional and Proximity Spatial Models*, Cambridge: Cambridge University Press.
- Persson, T., G. Tabellini and F. Trebbi (2003), 'Electoral rules and corruption', *Journal of the European Economic Association* 1(4): 958–989.
- Peters, J.G. and S. Welch (1980), 'The effects of charges of corruption on voting behavior in congressional elections', *American Political Science Review* 74(3): 697–708.
- Powell, G.B.J. and G.D. Whitten (1993), 'A cross-national analysis of economic voting: taking account of the political context', *American Journal of Political Science* 37(3): 391–414.
- Praino, R., D. Stockemer and V.G. Moscardelli (2013), 'The lingering effect of scandals in congressional elections: incumbents, challengers, and voters', *Social Science Quarterly* 94(4): 1045–1061.
- Rose-Ackerman, S. (1999), *Corruption and Government. Causes, Consequences, and Reform*, Cambridge: Cambridge University Press.
- Sikk, A. (2012), 'Newness as a winning formula for new political parties', *Party Politics* 18(4): 465–486.
- Singer, M.M. (2011a), 'When do voters actually think "it's the economy"? evidence from the 2008 presidential campaign', *Electoral Studies* 30(4): 621–632.
- (2011b), 'Who says "it's the economy"? cross-national and cross-individual variation in the salience of economic performance', *Comparative Political Studies* 44(3): 284–312.
- (2011c), 'Buying voters with dirty money: the relationship between clientelism and corruption'. Retrieved 27 March 2014 from <https://web.duke.edu/democracy/papers/2.4.Singer.pdf>.
- Singer, M.M. and R.E. Carlin (2013), 'Context counts: the election cycle, development, and the nature of economic voting', *Journal of Politics* 75(3): 730–742.
- Stevenson, R.T. (2002), 'The economy as context: indirect links between the economy and voters', in H. Dorussen and M. Taylor (eds), *Economic Voting*, London: Routledge/ECPR Studies in European Political Science, pp. 45–65.
- Stockemer, D. and P. Calca (2013), 'Corruption and turnout in Portugal – a municipal level study', *Crime, Law and Social Change*. 60(5): 535–548.
- Stockemer, D., B. LaMontagne and L. Scruggs (2013), 'Bribes and ballots: the impact of corruption on voter turnout in democracies', *International Political Science Review* 34(1): 74–90.
- Stokes, D.E. (1963), 'Spatial models of party competition', *American Political Science Review* 57(2): 368–377.
- (1992), 'Valence politics', in D. Kavanagh (ed.), *Electoral Politics*, Oxford: Clarendon Press, pp. 80–100.
- Tavits, M. (2006), 'Party system change – testing a model of new party entry', *Party Politics* 12(1): 99–119.
- (2007), 'Clarity of responsibility and corruption', *American Journal of Political Science* 51(1): 218–229.
- Tilley, J., J. Garry and T. Bold (2008), 'Perceptions and reality: economic voting at the 2004 European parliament elections', *European Journal of Political Research* 47(5): 665–686.
- Treisman, D. (2000), 'The causes of corruption: a cross-national study', *Journal of Public Economics* 76(3): 399–457.
- (2007), 'What have we learned about the causes of corruption from ten years of cross-national empirical research?', *Annual Review of Political Science* 10: 211–244.
- van der Brug, W., C. van der Eijk and M. Franklin (2007), *The Economy and the Vote. Economic Conditions and Elections in Fifteen Countries*, Cambridge: Cambridge University Press.
- Vivyan, N., M. Wagner and J. Tarlov (2012), 'Representative misconduct, voter perceptions and accountability: evidence from the 2009 house of commons expenses scandal', *Electoral Studies* 31(4): 750–763.
- Wagner, M., J. Tarlov and N. Vivyan (2014), 'Partisan bias in opinion formation on episodes of political controversy: evidence from Great Britain', *Political Studies* 62(1): 136–158.
- Welch, S. and J.R. Hibbing (1997), 'The effects of charges of corruption on voting behavior in congressional elections, 1982–1990', *Journal of Politics* 59(1): 226–239.

- Wessels, B. and H. Schmitt (2008), 'Meaningful choices, political supply, and institutional effectiveness', *Electoral Studies* 27(1): 19–30.
- Whitten, G.D. and H.D. Palmer (1999), 'Cross-national analyses of economic voting', *Electoral Studies* 18(1): 49–67.
- Winters, M.S. and R. Weitz-Shapiro (2013), 'Lacking information or condoning corruption when do voters support corrupt politicians?', *Comparative Politics* 45(4): 418–436.
- Wlezien, C., M. Franklin and D. Twiggs (1997), 'Economic perceptions and vote choice: disentangling the endogeneity', *Political Behavior* 19(1): 7–17.
- The World Bank (2013), *World Development Indicators* 2013, Washington, DC: The World Bank.