

## Capillary Tubes and Laboratory Supplies for X-Ray Diffraction Use

**Kodak** Direct Exposure Film especially developed for X-ray diffraction analysis. Available in 35mm x 20m rolls and in 50 sheet boxes.

**Polaroid XR-7** High Speed X-Ray Diffraction Cassettes for Laue and Precession Photography, and Polaroid 3000 Speed Film, Type 57, in single-exposure packets.



### CAPILLARY TUBES

Special Glass and Quartz in 15 sizes from 0.1mm to 3.5mm O.D. Uniform 89mm length and funnel shaped at the top. 0.01mm wall thickness.

Manufacturers of Fine  
X-Ray Diffraction Equip-  
ment For Over 45 Years

*Charles Supper Company*

INCORPORATED  
15 TECH CIRCLE, NATICK, MA 01760, U.S.A.  
TELEPHONE: (508) 655-4610  
1-800-323-9645

PD21

# ICDD Short Courses

## Advance your PDF Skills

- ◆ Learn to identify/characterize crystalline substances using powder diffraction data.
- ◆ Build proficiency in interpretation of experimental powder data, using the **Powder Diffraction File**.
- ◆ Three day course includes hands-on work sessions... manual & computer search methods... comprehensive workbook.

## Schedule

31 March–2 April, 1992

Cocoa Beach, Florida

November 1992

Phoenix, Arizona

April 1993

Orlando, Florida


## For further information contact:

Theresa Maguire

International Centre for Diffraction Data

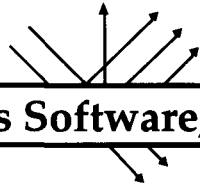
1601 Park Lane, Swarthmore, PA 19081, U.S.A.

Phone (215) 328-9403 FAX (215) 328-2503



PD22

# Consultants Directory



**Helios Software, Inc.**

Charles E. Rose  
 P.O. Box 44-1215  
 W. Somerville, MA 02144

Tel. 617-776-2943  
 FAX 802-785-2042

- MacPDF™ is a Macintosh Search/Retrieval program for the PDF-2. It is a product of Helios Software and is now in use in Japan, Europe and the U.S.A.
- MacPDF now offers software localization for foreign language environments.
- Full Boolean capabilities available Spring 1992.

*Powder Diffraction* makes this page available for brief announcements of services offered by its readers or by other interested persons.

- Space Cost \$150 (no agency discount). This space will permit the display of a business card or other similar size text. The business card will be reproduced at no charge.
- Free space: Up to 12 lines of text immediately below the announcement.

For details write or call Mary M. Rossi, Advertising Manager, *Powder Diffraction*, ICDD, 1601 Park Lane, Swarthmore, Pennsylvania 19081  
 215-328-9403      FAX 215-328-2503

## Advertisers in Powder Diffraction March 1992    Volume 7    Number 1

Company	Page Number	PD Number
Charles Supper Company	X	10
Charles Supper Company	XVII	21
Dapple Systems	XII	13
Fein-Marquart Associates	I	2
Gem Dugout	XIII	15
ICDD - PC-PDF CD-ROM	XV	19
ICDD - Schools-Clinics	X	10
ICDD - For 1991/1992	XIII	16
ICDD - Metals and Alloys	XII	13
ICDD - Short Courses	XVII	22
inel Instrumentation Electronique	IV	4
Ital Structures	XIII	14
Kevex Instruments	XI	11
Materials Data Inc.	IX	8
OMNI Instruments, Inc.	VI	6
OMNI Instruments, Inc.	VII	6
Philips Electronic Instruments, Inc.	Back Cover	24
Rigaku, U.S.A.	Inside Back Cover	23
Scintag, Inc.	V	5
Seifert X-Ray Corporation	XVI	20
Siemens	Inside Front Cover	1
Sietronics Pty. Ltd.	VIII	7
SPEX Industries, Inc.	II	3

# Powder Diffraction Reader Reply Card — Volume 7, Number 1, March 1992

## Advertiser's Information: Circle Number

PD1	PD2	PD3	PD4	PD5	PD6	PD7	PD8	PD9	PD10
PD11	PD12	PD13	PD14	PD15	PD16	PD17	PD18	PD19	PD20
PD21	PD22	PD23	PD24	PD25	PD26	PD27	PD28		

## JCPDS-ICDD Information: Check to Receive Information

<input type="checkbox"/> APD Type Data Base	<input type="checkbox"/> Book Form X-ray Data	<input type="checkbox"/> CD-ROM
<input type="checkbox"/> Common Phases Search Manual	<input type="checkbox"/> Educational Packages	<input type="checkbox"/> EISI Index
<input type="checkbox"/> Electron Diffraction Search/Match	<input type="checkbox"/> Microcomputer Search/Match	
<input type="checkbox"/> Microfiche Package	<input type="checkbox"/> NIST Crystal Data	<input type="checkbox"/> Short Courses

Name/Title \_\_\_\_\_

Institution Company \_\_\_\_\_

Phone \_\_\_\_\_

Address \_\_\_\_\_

City \_\_\_\_\_ State \_\_\_\_\_ Zip \_\_\_\_\_

Country \_\_\_\_\_ Mail Code \_\_\_\_\_

Please enter my subscription for

Credit Cards now accepted

## Powder Diffraction

### Annual subscription rate: 1992

U.S. & Canada \$55.00 (U.S. dollars)

Library Rate \$95.00 (U.S. dollars)

Far East Rate Write Sanyo Information System Corp., Taiyo Bldg. 7-7, Tomizawa-cho  
Nihonbashi, Chuo-ku, Tokyo 103, Japan for subscriptions for Japan, China, Taiwan, Malaysia,  
the Philippines, Indonesia and Korea.

### Other annual subscriptions: 1992

\$75.00 (U.S. dollars)

Library Rate  \$95.00 (U.S. dollars)

### Type of subscription:

Academic  Government  Manufacturing  Personal  Other

Name/Title \_\_\_\_\_

Institution/Company \_\_\_\_\_

Address \_\_\_\_\_

Phone \_\_\_\_\_

City \_\_\_\_\_ State \_\_\_\_\_ Zip \_\_\_\_\_

Country \_\_\_\_\_ Mail Code \_\_\_\_\_

Charge:  Visa  MasterCard Signature \_\_\_\_\_

Number \_\_\_\_\_ Exp. Date \_\_\_\_\_

Please enter my subscription for

Credit Cards now accepted

## Powder Diffraction

### Annual subscription rate: 1992

U.S. & Canada \$55.00 (U.S. dollars)

Library Rate \$95.00 (U.S. dollars)

Far East Rate Write Sanyo Information System Corp., Taiyo Bldg. 7-7, Tomizawa-cho  
Nihonbashi, Chuo-ku, Tokyo 103, Japan for subscriptions for Japan, China, Taiwan, Malaysia,  
the Philippines, Indonesia and Korea.

### Other annual subscriptions: 1992

\$75.00 (U.S. dollars)

Library Rate  \$95.00 (U.S. dollars)

### Type of subscription:

Academic  Government  Manufacturing  Personal  Other

Name/Title \_\_\_\_\_

Institution/Company \_\_\_\_\_

Address \_\_\_\_\_


Phone \_\_\_\_\_

City \_\_\_\_\_ State \_\_\_\_\_ Zip \_\_\_\_\_

Country \_\_\_\_\_ Mail Code \_\_\_\_\_

Charge:  Visa  MasterCard Signature \_\_\_\_\_


Number \_\_\_\_\_ Exp. Date \_\_\_\_\_




35 kW/mm<sup>2</sup>  
X-Ray Generator



PSPC Micro  
Diffractometer




Double Crystal  
Topographic Unit




Scanning  
Micrographic Camera




1500° High Temp  
Attachment




Dual Axis SASG




Microdiffractometer



Pole Figure  
Attachment




Microfocus  
X-Ray Generator




2500° High Temp  
Attachment




Small Angle Scattering  
Goniometer



Fiber Specimen  
Attachment



H. T. Fiber Elongation  
Attachment




Selectable  $\lambda$   
Monochromator



Ry Attachment


# OUR X-RAY DIFFRACTOMETERS OFFER THE MOST APPLICATIONS



We have sold more x-ray diffractometers than any of our competitors, and one reason is clear. We offer the largest selection of accessories and can, therefore, meet more applications than anyone.

Shown on this page are just a few of the 97 major accessories, fixtures and attachments available with our line of x-ray diffractometers. For a more complete listing and descriptions, call Dr. Robert Wilson at (508)777-2446. Or write Rigaku USA, Inc., Northwoods Business Park, 200 Rosewood Drive, Danvers, MA 01923.


**Rigaku**




Stress Attachment




Multiple System  
Configurations



PSPC Micro Area  
Stress Analyzer




PSPC/MSF Mobile  
Stress Analyzer



Piezo Goniometers

# Whoever said good things don't come in small packages, didn't look at the Philips PW1840.



**They didn't look at the price, either—under \$50,000\* installed.**

When it comes to price, performance and ease of installation in an X-ray diffraction system, nothing beats the Philips PW1840. We specifically designed the PW1840 to deliver fully automated, cost-effective qualitative and quantitative analysis in a system that won't take much space in your lab—or much of a bite out of your budget.

The PW1840 can be installed quickly on an ordinary counter-top. Its logical, fail-safe operation and reliable performance allows staff members to become productive with it, just as quickly.



Combining rugged construction, simple operation, an unique solid-state detector with integral electronic aperturing and a self-adjusting divergence slit, the PW1840 has been designed to withstand long hours of operation

in labs with reliability and safety.

Those same qualities that make the Philips PW1840 Compact Powder Diffractometer such a vital bench-top tool for the commercial and research facility, work just as effectively in the university or technical school.

For more details or a demonstration of the Philips PW1840, contact Philips Electronic Instruments Company, 85 McKee Drive, Mahwah, NJ 07430. Telephone (201) 529-3800.

*\*excluding taxes and delivery charges.*

