




Haimei Zheng

Guest Editor for this issue of *MRS Bulletin*

Materials Sciences Division, Lawrence Berkeley National Laboratory, USA; tel. 510-486 6943; and email hmzheng@lbl.gov.

Zheng is a staff scientist in the Materials Sciences Division at Lawrence Berkeley National Laboratory (LBNL) and an adjunct professor in the Materials Science Department at the University of California, Berkeley. She received her PhD degree in materials science and engineering from the University of Maryland, College Park,

in 2004 and was a postdoc at the University of California, Berkeley, and jointly at LBNL's National Center for Electron Microscopy. Her research interests are on physical and chemical processes of materials at the atomic level. She received a Department of Energy Office of Science Early Career Award in 2011 and the LBNL Director's Award for exceptional scientific achievements in 2013.



Ying Shirley Meng

Guest Editor for this issue of *MRS Bulletin*

Department of NanoEngineering and Materials Science Program, University of California, San Diego, USA; tel. 858-822-4247; and email shirleymeng@ucsd.edu.

Meng is an associate professor of nanoengineering and materials science at the University of California, San Diego. She received her PhD degree in advanced materials for micro- and nano-systems from the Singapore-Massachusetts Institute of Technology (MIT) Alliance in 2005, after which she worked as a postdoctoral research

fellow and became a research scientist at MIT. She received the National Science Foundation CAREER Award in 2011 and UCSD Chancellor's Interdisciplinary Collaboratories Award in 2013.



Yimei Zhu

Guest Editor for this issue of *MRS Bulletin*

Institute for Advanced Electron Microscopy, Brookhaven National Laboratory, USA; tel. 631- 344-3057; and email zhu@bnl.gov.

Zhu is a senior scientist and group leader in the Department of Condensed Matter Physics and Materials Science and is the head of the Institute for Advanced Electron Microscopy at Brookhaven National Laboratory. He is also an adjunct professor in the Department of Applied Physics and Mathematics at Columbia University and in the Department of Phys-

ics and Astronomy at Stony Brook University. His current research focus is on understanding the structure-property of strongly correlated electron systems, multiferroics, and energy materials. He has served on various academic committees and received many honors and awards. He is an Inaugural Fellow of the Microscopy Society of America and a Fellow of the American Physical Society.



Florian Banhart

IPCMS, University of Strasbourg, France; tel. +33-388-107103; and email florian.banhart@ipcms.unistra.fr.

Banhart is a professor of physics at the University of Strasbourg. He obtained his PhD degree in physics from the University of Stuttgart, Germany, and was then staff scientist at the Max Planck Institute for Metals Research. After his habilitation at the University of Ulm, he was appointed as professor of physical chemistry at the University of Mainz. He has been a faculty member at the University of Strasbourg since

2007. His research interests include electron microscopy of low-dimensional materials, electron irradiation, phase transformations, as well as nucleation phenomena.



Peter A. Crozier

School for Engineering of Matter, Transport and Energy, Arizona State University, USA; tel. 480 965 2934; and email crozier@asu.edu.

Crozier is an associate professor in the School for Engineering of Matter, Transport and Energy at Arizona State University (ASU). He obtained BS and PhD degrees in physics from the University of Glasgow with specialization in electron microscopy. He was Director of the Industrial Associates Program at ASU and worked with many petrochemical companies on characterization problems of industrial catalysts. He has

15 years of experience in developing and applying environmental transmission electron microscopy to problems in catalytic materials. In 2011, he was elected a Fellow of the Microscopy Society of America.




Thomas W. Hansen

Center for Electron Nanoscopy, Technical University of Denmark, Denmark; email twh@cen.dtu.dk.

Hansen is a senior researcher at the Center for Electron Nanoscopy (Cen) at the Technical University of Denmark (DTU). He received his MSc degree from the University of Copenhagen in 2001 and his PhD degree from DTU in collaboration with Haldor Topsoe A/S in 2006. From 2005–2008, he was a postdoc at the Fritz Haber Institute of the Max Planck Society before joining DTU Cen. His current research interests

include understanding the fundamentals of nanoparticles, specifically for use in catalysis primarily using electron microscopy.



Jacob Jokisaari

Department of Materials Science and Engineering, University of Michigan, USA; email joki@umich.edu.

Jokisaari is pursuing a PhD degree at the University of Michigan under Xiaoqing Pan. He received his BS degree in metallurgy from the University of Idaho and a MS degree in materials science from Clemson University in South Carolina. His research focuses on the development and application of *in situ* transmission electron microscopy methods and systems, coupled with scanning probe microscopy methods to relate electronic properties and structure on the nanoscale.



Thomas LaGrange

Integrated Dynamic Electron Solutions, Inc., CA, USA; email lagrange@phaseplate.com.

LaGrange is the Chief Technology Officer at Integrated Dynamic Electron Solutions, Inc. He is a materials scientist with an extensive background in electron microscopy technique and instrumentation development and laser science and hardware development. He received a bachelor's degree in mechanical engineering and a master's degree in materials science at Michigan State University, and a PhD degree in applied physics at École Polytechnique Fédérale

de Lausanne, Switzerland. He joined Lawrence Livermore National Laboratory as a postdoc in 2005, and later as a staff scientist, where he co-developed the dynamic transmission electron microscope and was PI of the Movie Mode DTEM instrumentation development effort.

DOI: 10.1557/mrs.2014.308



Marc Legros
Centre d'Élaboration des Matériaux et d'Études Structurales (CEMES), Centre National de la Recherche Scientifique (CNRS), France; email marc.legros@cemes.fr.


Legros has been Directeur de Recherche at CEMES since 2011. He earned his PhD degree at the Université Paul Sabatier, France in 1994. After two years as a postdoctoral fellow at Johns Hopkins University, USA, he became a CNRS staff scientist at Laboratoire de Physique des Matériaux, France. He moved to CEMES in 2002, where he received his Habilitation degree

in 2010. His research interests span from structural investigations on materials for energy, microelectronics, and structural alloys, to elemental mechanisms involved in crystals plasticity. His activity focuses on *in situ* transmission electron microscopy investigations and developments. In 2012, he was awarded the Friedrich Bessel Award from the Humboldt Foundation.



Linze Li
Department of Materials Science and Engineering, University of Michigan, USA; email linze@umich.edu.

Li is a PhD candidate in the Department of Materials Science and Engineering at the University of Michigan. He received his BS degree in physics from Peking University in China. His current research focuses on understanding the atomic structures and switching dynamics of ferroelectric materials via high resolution transmission electron microscopy (TEM), *in situ* TEM, and scanning probe measurements.



Hong-Gang Liao
Materials Sciences Division, Lawrence Berkeley National Laboratory, USA; email hgliao@lbl.gov.

Liao is a research associate at Lawrence Berkeley National Laboratory in Haimei Zheng's group since 2011. He received his PhD degree from Xiamen University. He started *in situ* transmission electron microscopy (TEM) research during his PhD period at Pacific Northwest National Laboratory. His research focuses on imaging through liquids to address fundamental materials issues in colloidal synthesis, energy conversion, and energy-storage applications. His research reveals the growth and transformation dynamics of materials at the nanometer scale.



Daniel Masiel
Integrated Dynamic Electron Solutions, Inc., CA, USA; email dan@phaseplate.com.

Masiel is the Chief Executive Officer at Integrated Dynamic Electron Solutions, which he founded in 2009. He is an analytical chemist whose work has primarily focused on structural characterization of nanomaterials and electron microscope instrumentation development. He received both a bachelor's degree and PhD degree in chemistry from the University of California, Davis. In 2006, he began working with the Dynamic TEM group at Lawrence Livermore

National Laboratory, where he studied catalyst nanoparticle dynamics and instrument development on single-shot, dark-field imaging modes.



Andrew M. Minor
Department of Materials Science and Engineering, University of California, Berkeley, USA; tel. 510-495-2749; and email aminor@berkeley.edu.

Minor is an associate professor at the University of California, Berkeley (UC Berkeley) and also holds a joint appointment at the Lawrence Berkeley National Laboratory, where he is the Acting Director of the National Center for Electron Microscopy in the Molecular Foundry. He received a BA degree from Yale University and his MS and PhD degrees from UC Berkeley.

He has co-authored over 110 publications on topics such as nanomechanics, lightweight alloy development, characterization of soft materials, and *in situ* TEM technique development. In 2012, he was awarded the Robert Lansing Hardy Award from TMS.



Xiaoqing Pan
Department of Materials Science and Engineering, University of Michigan, USA; tel. 734-647-6822; and email panx@umich.edu.

Pan is the Richard F. and Eleanor A. Towner Professor of Engineering and professor of materials science and engineering at the University of Michigan. He received his BS and MS degrees in physics from Nanjing University, China, and his PhD degree in physics from the University of Saarland, Germany. His current research centers on understanding the atomic-scale structure-property relationships of advanced

functional materials, including oxide electronics, nanostructured ferroelectrics and multiferroics, battery materials, and catalysts. He received a CAREER Award from NSF and the Chinese NSFC's Outstanding Young Investigator Award. He was awarded the Cheung-Kong Distinguished Visiting Chair Professorship and selected to China's 1000 Talent Program. He is a Fellow of the American Physical Society, the American Ceramic Society, and the Microscopy Society of America.



Bryan Reed
Integrated Dynamic Electron Solutions, Inc., CA, USA; email bryan@phaseplate.com.

Reed is Chief Science Officer for Integrated Dynamic Electron Solutions, Inc. He is a physicist with a mixed background in theory, experiment, and instrument development. He received a bachelor's degree at Harvey Mudd College and a PhD degree in applied and engineering physics at Cornell University. He studied electronic excitations in nanostructures as a post-doc at the University of Washington before joining Lawrence Livermore National Laboratory

in 2003, where he co-developed the dynamic transmission electron microscope.



Frances M. Ross
IBM T.J. Watson Research Center, USA; email fmross@us.ibm.com.

Ross received her BA degree in physics and PhD degree in materials science from Cambridge University. Her postdoc was at AT&T Bell Laboratories. She then joined the National Center for Electron Microscopy, Lawrence Berkeley National Laboratory, and later moved to the IBM T.J. Watson Research Center. Her interests include liquid cell microscopy, epitaxy, nanowire growth, electrodeposition, and thin-film properties. She has received the UK Institute of

Physics Charles Vernon Boys Medal, the MRS Outstanding Young Investigator Award, the MSA Burton Medal, and an honorary doctorate from Lund University. She is a Fellow of the APS, AAAS, MRS, and AVS.

**Litao Sun**

SEU-FEI Nano-Pico Center, Key Lab of MEMS of Ministry of Education, Southeast University, China; tel. +86-25-83792632, ext. 8813; and email slt@seu.edu.cn.

Sun is a distinguished professor at Southeast University. He received his PhD degree from the Shanghai Institute of Applied Physics, Chinese Academy of Sciences, followed by postdoctoral research at the University of Mainz, Germany, and served as a visiting professor at the University of Strasbourg, France.

His current research interests include *in situ*

experimentation inside the electron microscope (setting up a Nanolab inside a TEM); graphene and related two-dimensional materials; new phenomena from sub-10 nm nanoparticles/nanowires; and applications of nanomaterials in environment, renewable energy, and nanoelectromechanical systems.

**Chong-Min Wang**

Pacific Northwest National Laboratory, USA; tel. 509-371-6268; and email chongmin.wang@pnl.gov.

Wang is a staff scientist at the Environmental Molecular Sciences Laboratory, Pacific Northwest National Laboratory. He received his BS and MS degrees in physics from Lanzhou University, China, and his PhD degree in materials science and engineering from the University of Leeds, UK. Previously, he worked at Max Planck Institute for Metal Research in Germany, the National Institute for Materials Science in Japan,

and Lehigh University in USA. His research is focused on energy-storage materials and S/TEM, especially *in situ* S/TEM probing of energy materials. He is the recipient of several awards, including a R&D 100 Award and Microscopy Today Innovation Award. He has published 250 papers and has given over 30 conference talks.

**Jamie Warner**

Department of Materials, University of Oxford, United Kingdom; tel. +44 1865 273790; and email jamie.warner@materials.ox.ac.uk.

Warner is a Royal Society University Research Fellow and professor in the Department of Materials at the University of Oxford. He leads a group of 15 people researching 2D crystals with a focus on atomic level structural characterization using aberration-corrected transmission electron microscopy. He completed his PhD degree in 2005 at the University of Queensland. After two years as a postdoc in

New Zealand and Australia, he moved to Oxford. He was awarded the Glassstone Fellowship in Science in 2008, and a Royal Society URF in 2010. He was appointed as a research lecturer in 2012, and professor in the Department of Materials, Oxford, in 2014.

**Qian Yu**

Center of Electron Microscopy and State Key Laboratory of Silicon Materials, Department of Materials Science and Engineering, Zhejiang University, China; email qyuzju@gmail.com.

Yu joined the faculty of the Center of Electron Microscopy at Zhejiang University in 2014, where she is also a professor in the Department of Materials Science and Engineering. She earned her PhD degree in materials science and engineering from the University of California, Berkeley (UC Berkeley) in 2012. She was a post-doctoral researcher at the National Center for

Electron Microscopy at Lawrence Berkeley National Laboratory and UC Berkeley from 2012 to 2014. Her work focuses on materials characterization, and her research interests include applying *in situ* electron microscopy techniques to probe the correlations between structure and properties of materials.

High Resolution RBS

National Electrostatics Corporation has added Ångstrom level, High Resolution RBS to the RC43 Analysis System for nanotechnology applications. A single Pelletron instrument can now provide RBS, channeling RBS, microRBS, PIXE, ERDA, NRA, and HR-RBS capability, collecting up to four spectra simultaneously. Pelletron accelerators are available with ion beam energies from below 1 MeV in to the 100 MeV region.

www.pelletron.com

Phone: 608-831-7600

E-mail: nec@pelletron.com

Full wafer version of the model RC43 analysis end station with High Resolution RBS Detector.

National Electrostatics Corp.

