

**INFECTION
CONTROL**

ic

January/February 1982

Volume 3/Number 1

Editorial

Iodine — Champagne in a Tin Cup

Martin S. Favero, Ph.D.

Original Articles

**Techniques Known to Prevent
Post-Operative Wound Infection**

Ronald Lee Nichols, M.D.

**Perioperative Prophylactic Use of
Antibiotics in Surgery: Principles
and Practice**

Mervyn Shapiro, M.B., Ch.B.

**Wound Infection: A Review of
Diagnosis and Treatment**

Richard L. Simmons, M.D.

CDC Guidelines

**Guidelines for Hospital
Environmental Control**

**Guidelines for Prevention of
Intravascular Infections**

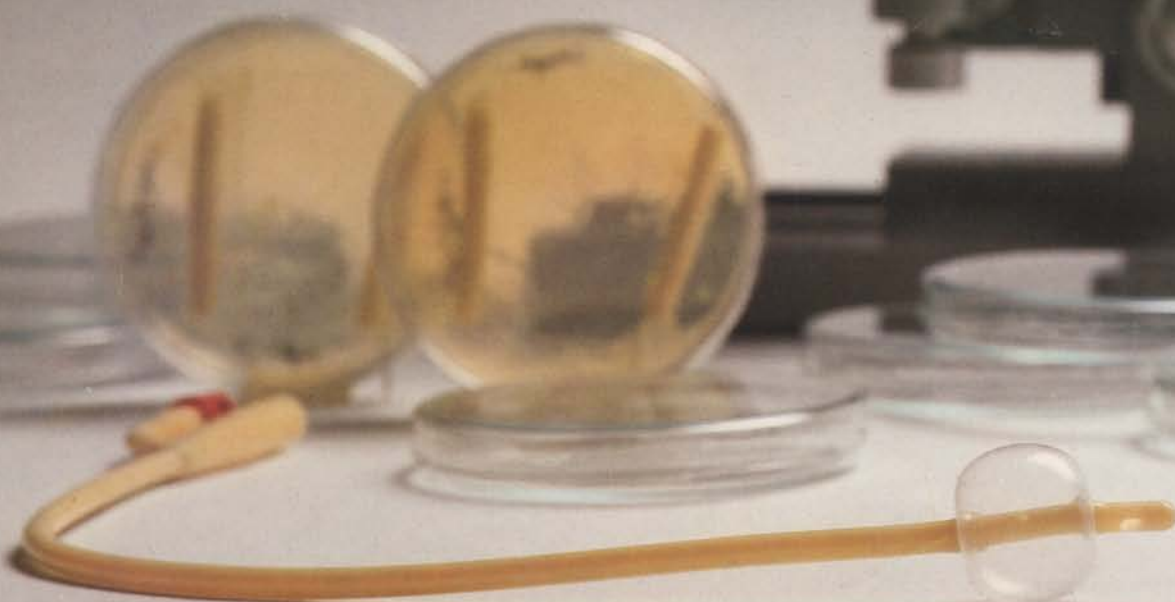
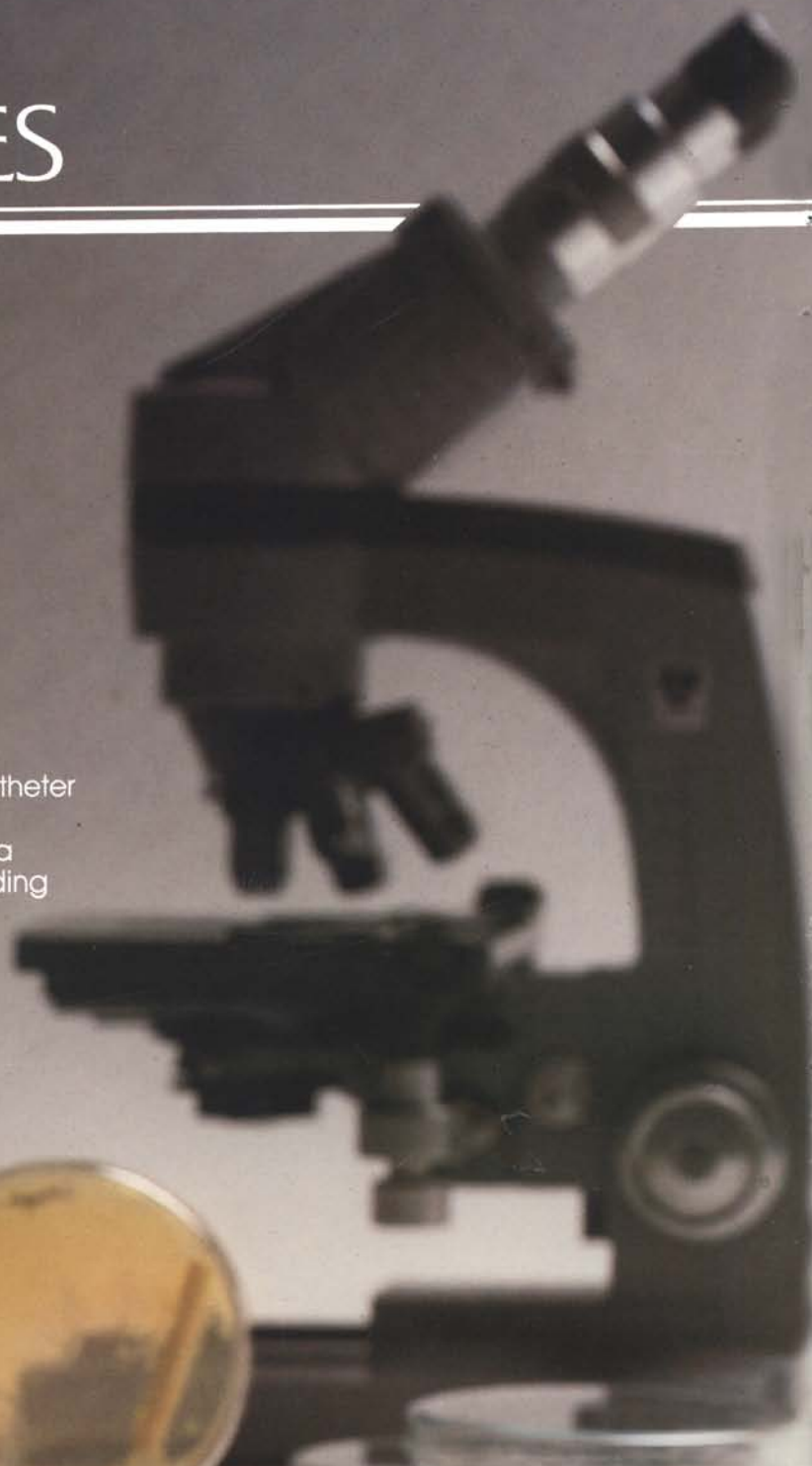
BARD ANNOUNCES

bn-74
CATHETER COATING™

AN ADVANCEMENT
IN THE FIGHT AGAINST
NOSOCOMIAL URINARY
TRACT INFECTION

Available Exclusively on the bn-74
Coated BARDEX® All Silicone Foley Catheter

A NEW TECHNOLOGY now offers a
barrier to bacterial migration by providing
a surface on a Foley Catheter which
effectively absorbs antimicro-
bial solutions.



THE ONLY FOLEY CATHETER WITH THESE INFECTION CONTROL FEATURES



IT'S WETTABLE

Absorbs antimicrobial solutions into catheter surface to aid in reducing bacterial migration

A. bn-74™ Coated Catheter section:

Unique hydrophilic nature of bn-74 Coating allows povidone-iodine to absorb into the catheter surface

B. Hydrophobic surfaces of uncoated catheter sections:

Povidone-iodine beads and rolls off uncoated latex or silicone catheters



IT RESISTS STATIC BUILDUP

C. The bn-74 hydrophilic surface reduces static electricity, minimizing attraction of particulate matter—another aid in infection control

D. Static electricity on hydrophobic surfaces of uncoated silicone catheters can attract pathogen-containing dust or lint, creating an additional infection hazard

THE bn-74 CONTRIBUTION TO INFECTION CONTROL

Because bn-74 absorbs antimicrobial solutions, it is now technically feasible to prepare a bactericidal surface on the catheter shaft surface at a potential site of contamination...After insertion, the catheter is coated with an antimicrobial solution from where it enters the meatus to the catheter bifurcation. In laboratory testing bn-74 coated catheters and uncoated sections were treated with an antimicrobial solution and then exposed to *Staphylococcus aureus* and *Escherichia coli*. The results showed effectiveness of the absorbed antimicrobial solution on the bn-74 coated catheter against the bacteria being tested.

bn-74
CATHETER COATING™

COATED BARDEX®
ALL SILICONE FOLEY
CATHETER

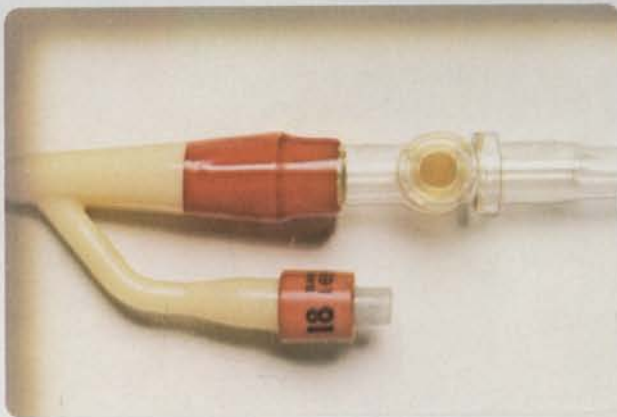
AN ADVANCEMENT
IN CATHETER COATING...
A CONTRIBUTION TO
INFECTION CONTROL

ONLY FROM BARD...
EXCLUSIVE COMPONENTS IN A UNIQUE
SYSTEM FOR INFECTION CONTROL

bn-74
CATHETER COATING™

COATED BARDEX® ALL SILICONE FOLEY CATHETER

- Absorbs antimicrobial solutions to help minimize bacterial migration
- Resists static buildup to further aid in infection control



EXCLUSIVE BARD® TAMPER EVIDENT SEAL*
Helps provide a continuous, unbroken catheter/
drainage tube linkup

- prevents accidental disconnection of catheter connector
- discourages intentional disconnection
- provides visual evidence of a break in the closed system

The bn-74 Coated BARDEX® All Silicone Foley Catheter
Available in a tray with complete components for sterile catheterization procedure. Also available individually and in a BARD® Bladder Care Tray with Urine Meter Drainage Bag.




BARD® CENTER ENTRY URINARY DRAINAGE BAG
■ Limits pooling ■ Provides better balance ■ Is easier to empty

Regarding all Foley Catheters:
USAGE: For 5cc balloons, use 10cc maximum sterile water. WARNING: On catheter, do not use ointments or lubricants having a petrolatum base. They will damage latex or silicone elastomer and may burst balloon.

Regarding all Drainage Bags and Foley Catheters:
CAUTION: Federal (U.S.A.) Law restricts these devices to sale by or on the order of a physician.

After insertion, the antimicrobial solution is applied to the catheter shaft from the meatus to the bifurcation of the catheter.

BARD, BARDEX and  are trademarks registered in the U.S. Patent and Trademark Office by C.R. Bard, Inc.

BARD UROLOGICAL DIVISION

INTEGRITY
C.R. Bard, Inc.
Murray Hill, NJ 07974
QUALITY SERVICE SINCE 1907

*U.S. Patent No. 4,194,509



Editorial

Iodine — Champagne in a Tin Cup 30
Martin S. Favero, Ph.D.

Original Articles

Techniques Known to Prevent Post-Operative Wound Infection 34
Ronald Lee Nichols, M.D.

Perioperative Prophylactic Use of Antibiotics in Surgery: Principles and Practice 38
Mervyn Shapiro, M.B., Ch.B.

Wound Infection: A Review of Diagnosis and Treatment 44
Richard L. Simmons, M.D.

CDC Guidelines 54
Guidelines for Hospital Environmental Control

Guidelines for Prevention of Intravascular Infections 61

Departments

Information for Authors	8	Applied Statistics in Infection Control	85
Letters to the Editor	12	Donald L. Kaiser, M.D.	
New Developments	25	Calendar of Events	89
Readers' Forum	76	New Products and Services	94
Patti J. Miller		Classified Advertising	99
Topics in Clinical Microbiology	79	Index to Advertisers	99
Charles J. Stratton, M.D.			

The ideas and opinions expressed by contributing authors do not necessarily reflect those of the editors or publisher.



Publisher: Infection Control is published bimonthly by Charles B. Slack, Inc., 6900 Grove Road, Thorofare, New Jersey 08086. Telephones: Thorofare (609) 848-1000; New York (212) 285-9777.

Copyright 1982. Published bimonthly by Charles B. Slack, Inc., 6900 Grove Road, Thorofare, New Jersey 08086; telephone (609) 848-1000. All rights reserved. No part of this publication may be reproduced without written permission from the publisher.

Subscriptions: Subscription requests should be addressed to the publisher. Annual subscription price is: Individual. One year—\$26.00; Two years—\$42.00; Three years—\$58.00. Student rates: \$13.00 per year. All subscriptions, without exception, will start with the first issue published after the order is received. Back copies are available, but must be purchased separately. Cost per individual copy is \$5.00. Foreign subscribers add \$10.00 to regular rate; foreign orders, \$6.00.


Change of address: Notice should be sent to the publisher six weeks in advance of effective date. Include old and new addresses with zip codes. The publisher cannot accept responsibility for undelivered copies. Controlled circulation postage is paid at Thorofare, New Jersey 08086.

As of Volume 1, Number 1, INFECTION CONTROL is listed in *Index Medicus*, *Current Contents—Clinical Practice*, *Hospital Literature Index*, and *Cumulative Index to Nursing and Allied Health Literature*.

Get Wet!

NEW from Seamless...
all-in-one disposable skin scrub trays and packs, including antiseptic solution, and latex surgeon's gloves.

Complete: Towels, winged sponges, surgeon's gloves, sponge sticks...even an antiseptic paint and scrub solution. A complete kit for a complete skin scrub procedure.



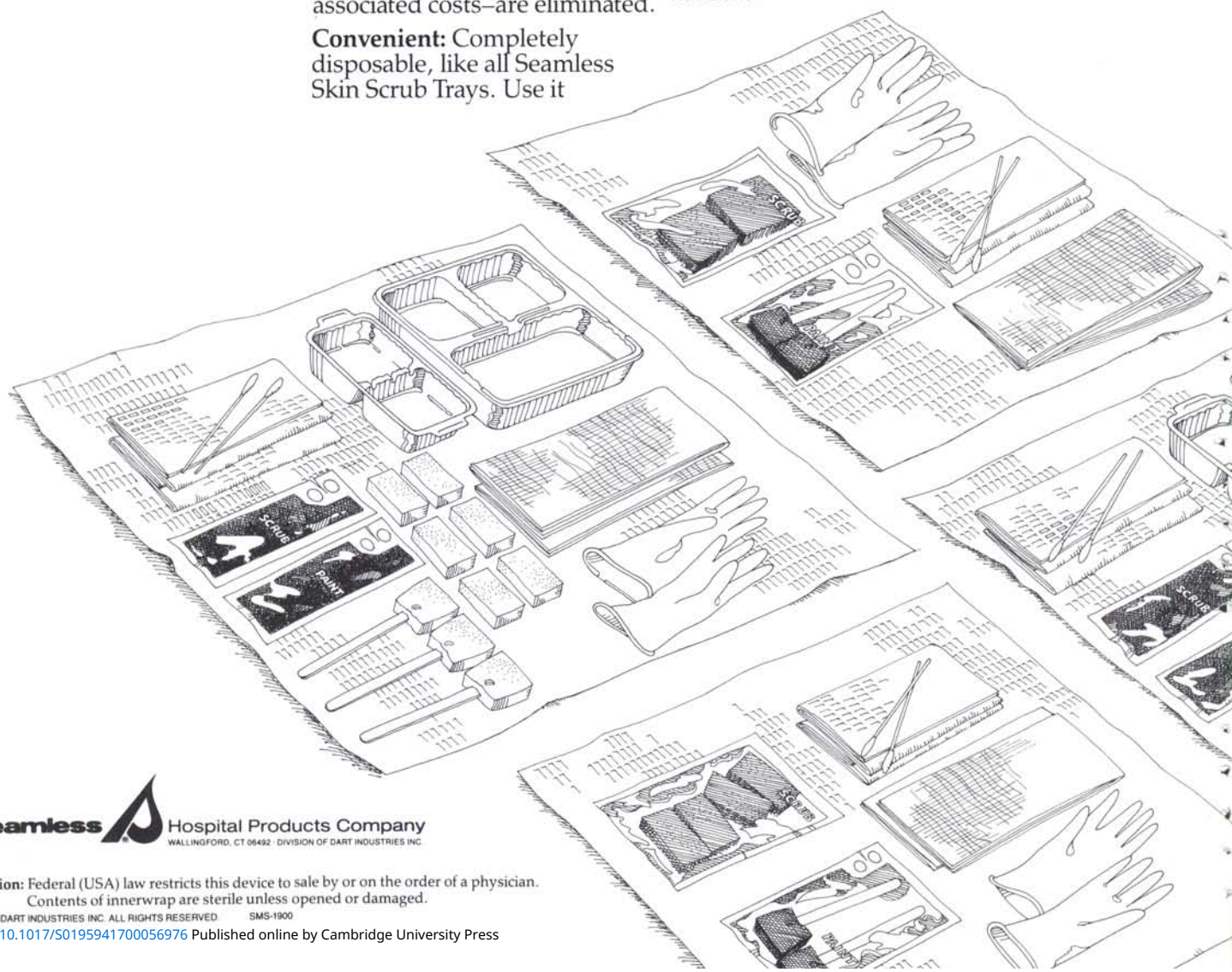
Sterile: No risk of cross-contamination. Cleaning and sterilization time—and the associated costs—are eliminated.

Convenient: Completely disposable, like all Seamless Skin Scrub Trays. Use it

once...throw it away. Solution packets have special ring handles for easier opening, even with wet hands.

Four options: Four different component assortments available. Choose the tray or pack you need for practically any procedure.

Get more information about Seamless Skin Scrub Trays and Packs. Write: Seamless Hospital Products Company, Box 828, Barnes Industrial Park North, Wallingford, CT 06492. Or call: 800-243-3030.



Seamless  Hospital Products Company
WALLINGFORD, CT 06492 DIVISION OF DART INDUSTRIES INC.

Caution: Federal (USA) law restricts this device to sale by or on the order of a physician.
Contents of innerwrap are sterile unless opened or damaged.

© 1981 DART INDUSTRIES INC. ALL RIGHTS RESERVED SMS-1900



INFECTION CONTROL

EDITOR

Richard P. Wenzel, MD
Charlottesville, Virginia

SENIOR ASSOCIATE EDITOR

William Schaffner, MD
Nashville, Tennessee

ASSOCIATE EDITORS

Sue Crow, RN, BS, MSN
Shreveport, Louisiana

Dennis G. Maki, MD
Madison, Wisconsin

John E. McGowan, Jr., MD
Atlanta, Georgia

EDITORIAL ADVISORY BOARD

Robert C. Aber, MD
Hershey, Pennsylvania

Charles S. Bryan, MD
Columbia, South Carolina

John P. Burke, MD
Salt Lake City, Utah

Richard E. Dixon, MD
Trenton, New Jersey

Harvey A. Elder, MD
Loma Linda, California

Peter C. Fuchs, MD, PhD
Portland, Oregon

Richard A. Garibaldi, MD
Farmington, Connecticut

Donald A. Goldmann, MD
Boston, Massachusetts

Dieter H.M. Gröschel, MD
Charlottesville, Virginia

Peter A. Gross, MD
Hackensack, New Jersey

Karen Hadley, RN, MPH
New Orleans, Louisiana

Cyrus C. Hopkins, MD
Boston, Massachusetts

Allen B. Kaiser, MD
Nashville, Tennessee

Harold Laufman, MD, PhD
Bronx, New York

William J. Ledger, MD
New York, New York

Barbara McArthur, RN, BSN, MS, MS, PhD
Detroit, Michigan

Rob Roy MacGregor, MD
Philadelphia, Pennsylvania

C. Glen Mayhall, MD
Richmond, Virginia

Ronald Lee Nichols, MD
New Orleans, Louisiana

Harry C. Nottebart, Jr., JD, MD
Richmond, Virginia

Karen Paul, BS, MS

Gig Harbor, Washington

Frank S. Rhame, MD
Minneapolis, Minnesota

William E. Scheckler, MD
Madison, Wisconsin

Robert J. Shannon, MSPH
Boston, Massachusetts

Walter E. Stamm, MD
Seattle, Washington

Timothy R. Townsend, MD
Baltimore, Maryland

William M. Valenti, MD
Rochester, New York

James Veazey, MD
Albany, New York

Kathy J. Wydra, RN
Rochester, New York



Charles B. Slack, Inc.
6900 Grove Road
Thorofare, New Jersey 08086

Managing Editor
Shelley L. Cypher

Assistant Editor
Deborah A. Titus

Editorial Assistant
Mario Cavallini

Associate Publisher
Richard N. Roash

Promotion and Circulation Manager
Peter N. Slack

Advertising Sales Representative
Melissa Warner

COMPARE



30
1-MINUTE
SOAKS IN
SPORICIDIN*

5
1-MINUTE
SOAKS IN
CIDEX-7™

™ Surgikos, Inc.

Sporicidin® does not yellow your hands.*

Advantages of Sporicidin diluted for disinfection:

No gloves are necessary. . . Doesn't stain or irritate the hands. Also, it will not "smart" the eyes or nostrils.

Most effective. . . The only sterilizing solution which is fully effective against the tubercle bacillus, influenza and enteroviruses when diluted 1 in 16.

Stable. . . A fully effective sterilant and disinfectant for 30 days after activation.

Equipment safe. . . Will not harm rubber, plastics or delicate lensed instruments.

Saves money 3 ways. . . An 8 oz. unit makes up to 2 gallons of hospital disinfectant. It reduces disinfection costs, shipping charges, and saves up to 97% storage space.

* Diluted 1 in 16 for disinfection. (Other glutaraldehyde products must be used full strength only.)

Proven. . . The most effective cold sterilant and disinfectant ever registered by the E.P.A.

"Sporicidin is (a) the fastest glutaraldehyde sterilant at room temperature, and (b) the only glutaraldehyde product that can be diluted below 2% and still qualify as a hospital disinfectant."

Infection Control, 2(1): 26-30, 1981

"Sporicidin. . . was both more stable and more active against test spores than. . . Cidex and Cidex-7."

Infection Control, 1(2): 90-93, 1980

"This study has determined that although E.P.A. requirements for classifying a sterilizing agent were satisfied by Cidex, they were exceeded by Sporicidin."

Journal of Dental Research, Vol. 60, March 1981, (U.S. Army Institute of Dental Research, Wash., DC)



 **THE SPORICIDIN COMPANY**

Foreign Advisory Board

In the March/April, 1982, issue of *INFECTION CONTROL*, we will introduce the new Foreign Advisory Board for *INFECTION CONTROL*. The scientists to be included are internationally-recognized experts in the field of infectious diseases and hospital epidemiology. Since the journal is launching an international leadership campaign, the members of the Foreign Advisory Board will help to stimulate important articles from abroad, as well as introduce *INFECTION CONTROL* to foreign practitioners, microbiologists and physicians.

R.P. Wenzel, M.D.
Editor