

Powder Diffraction Reader Reply Card — Volume 5, Number 1, March 1990

Advertiser's Information: Circle Number

PD1	PD2	PD3	PD4	PD5	PD6	PD7	PD8	PD9	PD10
PD11	PD12	PD13	PD14	PD15	PD16	PD17	PD18	PD19	PD20
PD21	PD22	PD23	PD24	PD25	PD26	PD27	PD28		

JCPDS-ICDD Information: Check to Receive Information

<input type="checkbox"/> APD Type Data Base	<input type="checkbox"/> Book Form X-ray Data	<input type="checkbox"/> CD-ROM
<input type="checkbox"/> Common Phases Search Manual	<input type="checkbox"/> Educational Packages	<input type="checkbox"/> EISI Index
<input type="checkbox"/> Electron Diffraction Search/Match	<input type="checkbox"/> Microcomputer Search/Match	
<input type="checkbox"/> Microfiche Package	<input type="checkbox"/> NIST Crystal Data	<input type="checkbox"/> Short Courses

Name/Title _____

Institution Company _____

Phone _____

Address _____

City _____ State _____ Zip _____

Country _____ Mail Code _____

Please enter my subscription for

Credit Cards now accepted

Powder Diffraction

Annual subscription rate: 1990

- U.S. & Canada \$39.50 (U.S. dollars)
- Library Rate \$75.00 (U.S. dollars)
- Far East Rate Write Sanyo Information System Corp., Taiyo Bldg. 7-7, Tomizawa-cho Nihonbashi, Chuo-ku, Tokyo 103, Japan for subscriptions for Japan, China, Taiwan, Malaysia, the Philippines, Indonesia and Korea.

Other annual subscriptions: 1990

- \$55.00 (U.S. dollars)
- Library Rate
- \$75.00 (U.S. dollars)

Type of subscription:

- Academic
- Government
- Manufacturing
- Personal
- Other

Name/Title _____

Institution/Company _____

Address _____

Phone _____

City _____ State _____ Zip _____

Country _____ Mail Code _____

Charge: Visa MasterCard Signature _____

Number _____ Exp. Date _____

Please enter my subscription for

Credit Cards now accepted

Powder Diffraction

Annual subscription rate: 1990

- U.S. & Canada \$39.50 (U.S. dollars)
- Library Rate \$75.00 (U.S. dollars)
- Far East Rate Write Sanyo Information System Corp., Taiyo Bldg. 7-7, Tomizawa-cho Nihonbashi, Chuo-ku, Tokyo 103, Japan for subscriptions for Japan, China, Taiwan, Malaysia, the Philippines, Indonesia and Korea.

Other annual subscriptions: 1990

- \$55.00 (U.S. dollars)
- Library Rate
- \$75.00 (U.S. dollars)

Type of subscription:

- Academic
- Government
- Manufacturing
- Personal
- Other

Name/Title _____

Institution/Company _____

Address _____

Phone _____

City _____ State _____ Zip _____

Country _____ Mail Code _____

Charge: Visa MasterCard Signature _____

Number _____ Exp. Date _____

Capillary Tubes and Laboratory Supplies for X-Ray Diffraction Use

Kodak Direct Exposure Film especially developed for X-ray diffraction analysis. Available in 35mm x 20m rolls and in 50 sheet boxes.

Polaroid XR-7 High Speed X-Ray Diffraction Cassettes for Laue and Precession Photography, and Polaroid 3000 Speed Film, Type 57, in single-exposure packets.



CAPILLARY TUBES

Special Glass and Quartz in 15 sizes from 0.1mm to 3.5mm O.D. Uniform 89mm length and funnel shaped at the top. 0.01mm wall thickness.

Manufacturers of Fine
X-Ray Diffraction Equip-
ment For Over 45 Years

Charles Supper Company
INCORPORATED

15 TECH CIRCLE, NATICK, MA 01760, U.S.A.
TELEPHONE: (617) 655-4610

PD-19

In book form now

PDF Sets 33-34

Inorganic

volume
2934 numeric dif-
fraction pat-
terns of inorganic phas-
es, metals, alloys and
minerals.

Organic


volume
987 numeric diffrac-
tion patterns of
organic and organometallic
phases.

Crystallographic data evaluation uses
NBS*AIDS83. Figure of merit for complete-
ness and accuracy of interplanar spacings
is assigned to each indexed pattern.

For further information contact:

PD-20

JCPDS
International Centre for Diffraction Data
1601 Park Lane, Swarthmore, PA 19081
USA (215) 328-9400 Telex: 847170



Attend an ICDD Short Course & Workshop



Advance your PDF Skills


- Learn to identify/characterize crystalline substances using powder diffraction data.
- Build proficiency in interpretation of experimental powder data – especially using the *Powder Diffraction File*.
- Hands on work sessions ... manual & computer search methods ... comprehensive work book provided.

April 24-26 Cocoa Beach, Florida
Holiday Inn

For further information contact:

Ms. Josephine Felizzi
JCPDS-ICDD
1601 Park Lane, Swarthmore, PA 19081
USA (215) 328-9400 Telex: 847170


PD-21



X-ray Diffraction Reference Standards and Zero-background Sample Plates Custom Designed and Built for any Application

Your first step to improved x-ray
diffraction results should be to
contact The Gem Dugout for quality
diffraction alignment standards and
zero-background plates.
And the next step is successful
x-ray diffraction results.

The Gem Dugout
1652 Princeton Drive
State College, PA 16803
(814) 865-5782



PD-22

SIETRONICS

X-ray Analytical Specialists

SIETRONICS PRODUCTS:

SieRay 112 — XRD automation system for Siemens & Philips powder diffractometers

SieRay 113 — XRF automation system for Siemens & Philips spectrometers

SIROQUANT — XRD standardless quantitative software
(in collaboration with CSIRO, Fuel Technology)

SIROFLUX — Condensing channel cut monochromators (CCCM's)
(in collaboration with CSIRO, Materials Science)

SieLamp — Fail-safe warning lamp

AMA — XRD low cost automated materials analyser

SieSlit — X-ray beam slit assembly

Manual Hydraulic Press — for pressed powder samples

Sample Preparation Equipment — Tongs, hotplates, fusion presses, etc.

SECOND HAND EQUIPMENT:

Complete systems, sub-systems and spare parts

SOFTWARE:

XRD and XRF instrument control and data acquisition

Interactive graphics packages for data reduction

SPECTRA-X rapid retrieval of XRF data with enhanced graphics

SUPPORT SERVICES:

Training

Installations

Preventative maintenance and breakdown service

LABORATORY:

XRD sample analysis

CONSULTING:

Market surveys • Feasibility studies • Product development

Australian Head Office:

SIETRONICS PTY. LIMITED
P.O. Box 84
Hawker, A.C.T. 2614 Australia
Phone: (062) 51 6611
Telex: AA62754
Fax: (062) 51 6659

European Office:

SIETRONICS (U.K.) LIMITED
P.O. Box 14, Pangbourne
READING RG8 7EB England
Phone: (0734) 845 684
Telex: 847509
Fax: (0734) 842 531

PD-23

Expand your x-ray diffraction capabilities — not your overhead.

Whether you just need services or your XRD lab is on "overload," IC Laboratories provides every testing service and advanced capability you need in qualitative or quantitative x-ray diffraction analysis — from austenite to zeolites, from air filters to thin films. You are assured of rapid turn-around of results — as little as 48 hours — because IC Labs is one of the most highly automated commercial labs in the U.S., with knowledgeable personnel ready to address all your applications. For a copy of our technical prospectus, contact IC Laboratories.

IC Laboratories

Post Office Box 721
Amawalk, New York 10501
(914) 962-2477

We're the Specialists in XRD

PD-24

For 1990 from ICDD...



Set 39 PDF

In all current media

CD-ROM ... Microfiche ... Book & Mag Tape

Over 2000 new &/or updated entries in PDF-1 and PDF-2



EDD Electron Diffraction Data Base

(NIST/Sandia/ICDD)

Crystallographic & chemical data on over 71,000 crystalline materials



NIST Crystal Data File

Crystallographic & chemical data on over 115,000 crystalline materials.



For further information contact:

JCPDS

International Centre for Diffraction Data

1601 Park Lane, Swarthmore, PA 19081

USA (215) 328-9400 Telex: 847170

PD-25

Supplier Source Directory

Tell the powder diffraction community about . . .
 your services, catalogs, new products, excess equipment
 in the Supplier Source Directory.

Low Cost.

Easy to use.

Business card format.

X-Ray Diffraction Analysis Service

- Inorganic materials our specialty: refractories, abrasives, minerals, ceramics
- Qualitative and quantitative analysis
- Powder camera technique for very small specimens
- Average crystallite size
- Optical microscopy, including identification of mineral forms, contaminants, etc. in various materials
- Identification of asbestos
- Other services include X-ray fluorescence, emission spectroscopy, wet chemical and sieve analysis

Washington Mills Electro Minerals Corporation
 P. O. Box 423 • Niagara Falls, NY 14302
 (716) 278-6796, - 6728

Powder Diffraction announces the Supplier Source Directory – designed for use by those who wish to make known their special services to the X-ray diffraction community. Rates are modest (no discounts for agencies), beginning at \$125.00 for one insertion (business card size).

For details please write or call Mary M. Rossi, Advertising Manager, JCPDS-ICDD at Swarthmore. (215-328-9403).

Advertisers in Powder Diffraction March 1990 Volume 5 Number 1

Company	Page Number	PD Number
American Instruments, Div of inel Corp	X	PD-11
Charles Supper Corporation	VII	PD-7
Charles Supper Corporation	XVII	PD-19
Dapple Systems	XIV	PD-16
Enraf Nonius	XII	PD-13
Fein-Marquart Associates	XIII	PD-14
Gem Dugout	XVII	PD-22
IC Laboratories Inc.	XIX	PD-24
inel Instrumentation Electronique	IV	PD-4
Ital Structures	XIV	PD-15
JCPDS - For 1990...	XIX	PD-25
JCPDS - PC-PDF CD-ROM	XV	PD-17
JCPDS - Now it's the ICDD Clinic	III	PD-3
JCPDS - Schools	XVII	PD-21
JCPDS - Set 33-34	XVII	PD-20
Materials Data Inc.	VII	PD-8
Philips	Back Cover	PD-27
PICXAM - 2nd Announcement	IX	PD-10
Radix Instruments	VI	PD-6
Rigaku U.S.A.	Inside Back Cover	PD-26
Scintag	V	PD-5
Seifert	VIII	PD-9
Seifert	XV	PD-18
Siemens	Inside Front Cover	PD-1
Siemens	I	PD-2
Sietronics	XVIII	PD-23
SPEX Industries, Inc.	XI	PD-12

TRUE MICRO DIFFRACTION IN 3-D

Down to 11 μm Dia. or 5 μg Quantity

X-ray diffraction analysis of extremely small areas or extremely small samples can now be done with ease with the Rigaku PSPC/MDG. Three axis (ω , χ and ϕ) sample oscillation solves the problem of spotty patterns from only a few crystal grains of micro samples. The curved position sensitive detector allows simultaneous measurement of a 2θ range of 0 to 150 degrees. This minimizes the time required for data collection and produces high detection sensitivities for micro samples. A few highlights:


- 3 axis (ω , χ and ϕ) oscillation
- Simultaneous 0 to 150 degrees data collection
- Easy sample alignment
- Selection of x-ray sources
- Selection of computer processing
- Motorized X-Y-Z sliding stage (optional)
- 35 mm camera kit (optional)
- TV camera for remote viewing (optional)
- Can be added to an existing x-ray diffraction unit

Rigaku's expertise in the design and manufacture of x-ray sources and accessories is unsurpassed. For more information — give us a call !


X-ray... our only business !

Rigaku

Rigaku/USA, Inc., Northwoods Business Park, 200 Rosewood Dr., Danvers, MA 01923
Phone (508) 777-2446 ■ FAX (508) 777-3594



From now on all other powder diffractometers will be measured against this one.



It's the new Philips PW1800.

It's the most advanced system of its type available anywhere. It's also the most versatile and the easiest to operate.

It's designed for easy, automatic measurement of a wide range of sample types in a variety of forms and quantities including powders, clays, pastes and filters. Built-in electronics control and supervise all diffractometry functions to assure reliability. What's more, the PW1800 actually monitors itself to see that it is functioning properly. And alerts the operator if it senses trouble ahead. In fact, everything about this new system has been engineered to simplify operation.

Even its appearance underscores its uniqueness. It's totally enclosed, totally integrated to assure complete radiation and contamination protection. Which means it can be installed safely and quickly in the laboratory or on the production line.

And among the things you don't see in this unique system is the newly developed, permanently-aligned goniometer that combines ease of operation with high precision and outstanding analytical performance. Built-in robotics for sample handling. And a new, highly-efficient generator that not only requires less space, but actually reduces power consumption as well.

It's the new Philips PW1800. It's the new standard of the industry. And it's backed by the worldwide support resources of the Philips organization.

For complete details, contact:

Philips Electronic Instruments, Analytical X-Ray Group,
85 McKee Drive, Mahwah, NJ 07430, Tel. (201) 529-3800.

(Outside U.S.A.) Philips Scientific & Analytical Equipment,
Industrial & Electro-acoustic Systems, Lelyweg 1,
7602 EA Almelo, The Netherlands. Tel (31) 5490-39911.



PHILIPS

PD-27