

INTERIOR STRUCTURES FOR TWO TYPES OF PULSARS

J.-H. Huang
 Astrophys. Inst., Nanjing Univ., Nanjing, China
 Z.-G. Deng
 Phys. Dept., Graduate School, Academia Sinica, Beijing, China
 X.-Y. Xia
 Phys. Dept., Tianjin Normal Univ., Tianjin, China

The Monte-Carlo simulation of the distribution of $\lg(\dot{p}/p)$ vs. $\lg \frac{p\dot{p}}{1+5p^3}$ for type I and that of $\lg(p^2\dot{p})$ vs. $\lg(p\dot{p})$ for type II indicate that EOS for type I is stiff and that for type II is soft.

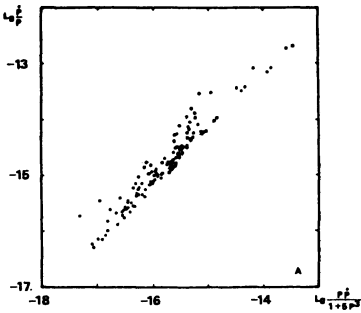


Fig.1a. The observational distribution of $\lg(\dot{p}/p)$ vs. $\lg[p\dot{p}/(1+5p^3)]$ for type I pulsars.

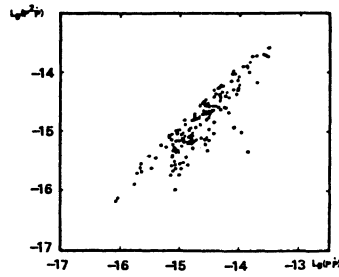


Fig.2a. The observational distribution of $\lg(p^2\dot{p})$ vs. $\lg(p\dot{p})$ for type II pulsars.

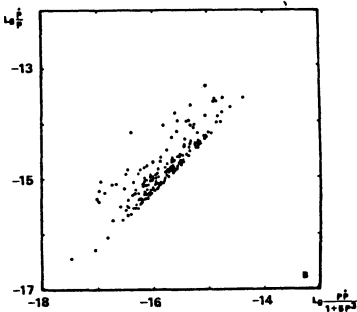


Fig.1b. The M.-C. simulation distribution to fit the observational one showing in Fig.1a.

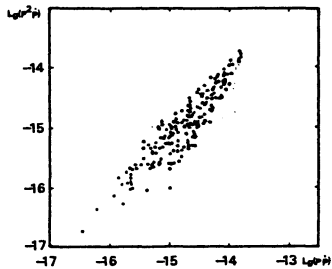


Fig.2b. The M.-C. simulation distribution to match the one showing in Fig.2a.