



Photoprocessing of large PAH cations

Gabi Wenzel¹ , Sarah Rodriguez Castillo^{1,2}, Giacomo Mulas^{1,3},
Ming-Chao Ji¹, Anthony Bonnamy¹, Hassan Sabbah^{1,4} ,
Alexandre Giuliani^{5,6}, Laurent Nahon⁵ and Christine Joblin¹

¹IRAP, Université de Toulouse (UPS), CNRS, CNES, Toulouse, France
email: christine.joblin@irap.omp.eu

²LCPQ/IRSAMC, Université de Toulouse (UPS), CNRS, Toulouse, France

³Istituto Nazionale di Astrofisica - Osservatorio Astronomico di Cagliari, Selargius (CA), Italy

⁴LCAR/IRSAMC, Université de Toulouse (UPS), CNRS, Toulouse, France

⁵Synchrotron SOLEIL, L, Orme des Merisiers, Saint Aubin, Gif-sur-Yvette, France

⁶INRA, UAR1008, CEPIA, Nantes, France

Abstract. In cosmic environments, polycyclic aromatic hydrocarbons (PAHs) strongly interact with vacuum ultraviolet (VUV) photons emitted by young stars. Trapped PAH cations ranging in size from 30 to 48 carbon atoms were irradiated by tunable synchrotron light (DESIRS beamline at SOLEIL). Their ionization and dissociation cross sections were determined and compared with TD-DFT computed photoabsorption cross sections. Evidence for radiative cooling is reported.

Keywords. Astrochemistry, ISM: molecules, methods: laboratory, ultraviolet: ISM

1. Introduction

Interstellar polycyclic aromatic hydrocarbons (PAHs) are processed by the interaction with vacuum ultraviolet (VUV) photons emitted by young stars (Montillaud *et al.* 2013). After absorption of a VUV photon, an isolated PAH can undergo different relaxation processes: ionization, dissociation and radiative cooling, including infrared fluorescence which results in the aromatic infrared bands observed in many astronomical objects (Joblin & Tielens 2011; Peeters 2011). In this study we extend the work of Zhen *et al.* (2016) to large PAH cations (between 30 and 48 carbon atoms) in order to quantify their photofragmentation and photoionization cross sections over the 9 – 20 eV range.

2. Experimental method

The PAH cations were isolated in the LTQ linear ion trap of the DESIRS beamline (Milosavljević *et al.* 2012) at the synchrotron SOLEIL and energized by VUV photons in the range of 9 – 20 eV. All resulting photoproducts were mass-analyzed and recorded as a function of photon energy in steps of 0.1 to 0.5 eV and with irradiation times of 0.2 or 0.8 s. The main channels observed were the doubly ionized parent cations and the fragments corresponding to the loss of H and 2H/H₂.

3. Photoproduct cross sections

From the recorded peak intensities and for monochromatic radiation the ionization and dissociation cross sections, σ_I and σ_D , respectively, can be derived using

$$\sigma_{I,D}(h\nu) = \sigma_{\text{Abs}}(h\nu) Y_{I,D}(h\nu) = \frac{1}{\Gamma_{\text{Dico}}\phi t} \ln\left(\frac{P_0}{P(t)}\right) \frac{S_{I,D}(t)}{S_I(t) + S_D(t)}, \quad (3.1)$$

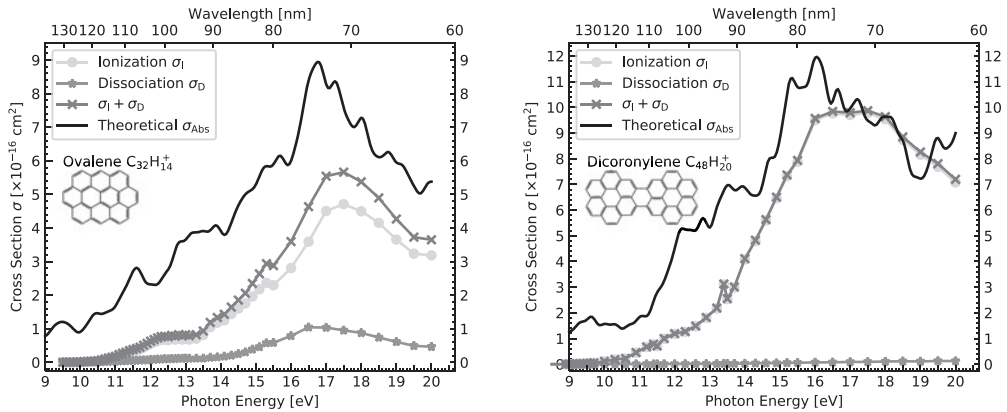


Figure 1. Experimentally determined cross sections for ionization, σ_I , and dissociation, σ_D , compared to the theoretically computed photoabsorption cross sections, σ_{Abs} , for ovalene (left panel) and dicoronylene (right panel).

where σ_{Abs} is the total photoabsorption cross section, $Y_{I,D}$ is the ionization/dissociation yield, Γ_{Dico} is a proportionality factor that allows us to refine the actual photon flux seen by the ions, ϕ is the photon flux in [$s^{-1}cm^{-2}$], and P_0 are the parent ions before irradiation with $P_0 = P(t) + S_I(t) + S_D(t)$, where $P(t)$ are the parents and $S_I(t)$ and $S_D(t)$ the secondary ions from ionization and dissociation after irradiation, respectively. The results are depicted in Fig. 1 and compared with the theoretical photoabsorption cross sections, σ_{Abs} , which have been computed using the real time, real space implementation of TD-DFT from the OCTOPUS code (Mallocci *et al.* 2004). A significant fraction of the absorbed energy appears to be relaxed radiatively even at high energies.

4. Conclusion and Outlook

The photoionization process is found to strongly dominate and almost no dissociation is observed for our largest PAH cation, C₄₈H₂₀⁺. Please note that these results depend on Γ_{Dico} which is determined by assuming $Y_I + Y_D \approx 1$ at 18 eV for the case of C₄₈H₂₀⁺. We conclude that Y_I increases with increasing number of carbon atoms. In order to further probe the impact of the excitation scheme on the photoionization and the dissociation yield, additional experiments under multiple photon absorption will be performed at the PIRENEA setup available in Toulouse (Useli-Bacchitta *et al.* 2010).

Acknowledgment

We acknowledge funding from the European Union H2020 Marie Skłodowska-Curie Action EUROPAH (G.A. no. 722346), and support from the European Research Council FP7 ERC-2013-SyG NANOCOSMOS (G.A. no. 610256).

References

- Joblin, C. & Tielens, A. G. G. M. 2011, *EAS Publication Series*, Vol. 46
- Mallocci, G., Mulas, G., & Joblin, C. 2004, *A&A*, 426, 105
- Milosavljević, A. R., Nicolas, C., Gil, J., Canon, F., Réfrégiers, M., Nahon, L., & Giuliani, A. 2012, *ApJ*, 19, 174
- Montillaud, J., Joblin, C., & Toubanc, D. 2013, *A&A*, 552, A15
- Peeters, E. 2011, *EAS Publication Series*, 46, 13
- Useli-Bacchitta, F., Bonnamy, A., Mulas, G., Mallocci, G., Toubanc, D., & Joblin, C. 2010, *Chem. Phys.*, 371, 16
- Zhen, J., Rodriguez Castillo, S., Joblin, C., Mulas, G., Sabbah, H., Giuliani, A., Nahon, L., Martin, S., Champeaux, J., & Mayer, P.M. 2016, *ApJ*, 822, 2