


NEW PRODUCT NEWS



New LEICA GZ4 Stereomicroscope

The new LEICA GZ4 Stereomicroscope continues the Leica tradition of innovation at an economical price. In today's world of budgetary constraints, Leica provides the fundamental solution of value and quality stereoviewing with the LEICA GZ4.

Leica's Fundamental Solution:

- 4:1 zoom in a basic stereomicroscope with pre-centered optical mounting system assuring consistent alignment;
- 35 mm to 243 mm working distance for additional working space with specific applications;
- Magnification ranges from 2.1X to 180X with supplementary lenses;
- Designed with the unique, lightweight ZeroStat protective material which is specifically designed to dissipate static charge, preventing electrostatic discharge (EDS) and reducing dust attraction;
- A variety of stands is available to accommodate the

viewing of large specimens;

- Large zoom knobs provide a comfortable grip for even torque throughout the zoom motion.

Designed as a Greenough Optical System, the LEICA GZ4 provides high resolution and reduced eye fatigue without distortion or aberration over the entire field of view.

The LEICA GZ4 is manufactured at Leica's Optical Products Division, an ISO 9001 certified company. Leica strives to exceed customer expectations through individual commitment, teamwork and innovation. The LEICA is economically priced to meet challenging budget demands while maintaining high quality.

For further information regarding the LEICA GZ4 Stereomicroscope contact Leica, Inc., 111 Deer Lake Road, Deerfield, Illinois, 60015, Telephone: 800/248-0123, Fax: 847/405-0030

Circle Reader Inquiry #31

Image Retriever Database Program Simplifies Multi-Media Image Management for Windows Users

Image Retriever, a new multi-media database for Windows, simplifies the capture, storage, retrieval, and printing of high-resolution image files with its intuitive user-interface and flexible database architecture. The innovative database program from Advanced DataBase Systems offers one-button image capture, OLE 2.0 drag-and-drop simplicity, advanced printing options, full-screen image slide show capabilities, and ODBC-compliance so users can query the database from other Windows programs.

Advanced DataBase Systems
7931 South Broadway #322
Littleton, CO 80122
Tel.: (303)761-5635
Fax: (303)761-3780

Circle Reader Inquiry #32

256 Gray Scale Printer has Windows Driver

Alden Electronics has announced the availability of a Windows driver for its Continuous Tone Printer, the 9315CTP.

The new software driver allows any Windows-based program, such as MS Powerpoint or Adobe Photoshop to output to the printer.

The 9315CTP provides 256 gray scale printing on a 10.1 inch-wide image for photographic quality hard copy. This quality makes the 9315CTP ideal for applications where a high quality image is needed. The printer uses economical thermal technology which keeps per-print costs as low as nine cents per piece. With just three moving parts, the printer has a Mean Time Between Failure of 20,000 hours, equivalent to about 10 years of full-time printing. It takes output from PC's, Macs, Sun and other workstations, and various imaging systems.

Alden Electronics
40 Washington Street Tel.: (508)366-8851
Westborough, MA 01581 Fax: (508)898-2427

Circle Reader Inquiry #33

Direct Monitoring of Combinatorial Chemistry Reactions by Infrared Microspectroscopy - Continued from Page 22

Conclusion

Infrared microspectroscopy was used to detect and characterize reaction products present on resin bead substrates. ATR microspectroscopy was chosen because it requires only a single bead for analysis, and the technique is non-destructive to the sample. A bead is simply placed on a glass slide, contact is made between the bead and the ATR crystal, and a spectrum is obtained. Clearly, infrared microspectroscopy can enable combinatorial chemists to monitor their reactions at each step of the synthesis. Because there is no sample preparation involved, the entire process increases the overall efficiency of this new and exciting technique for organic synthesis.

1. "Special Report: Combinatorial Chemistry", Chemical & Engineering News, February 12, 1996, pages 28-73.
2. "Combinatorial Chemistry Speeds New Product Discovery by Michael Sullivan, Today's Chemist at Work, November 1995, pages 14-18.
3. "Infrared Spectrum of a Single Resin Bead for Real-Time Monitoring of Solid-Phase Reaction", by B. Yan *et al*, Journal of Organic Chemistry, Vol 60, 1995, pages 5736-5738

InspectIR is a trademark of Spectra-Tech, Inc.

NORAN/Tracor Northern EDS Repair

Factory and field trained personnel with over 35 years total experience, located in the the Midwest, Southeast and on the West Coast, specializing in TN2000 and TN5500 repair, detector upgrades, data storage, imaging hardware and peripheral output devices - and used equipment resale.

Choose from a full maintenance or parts only contract, or on-demand service - at rates normally a fraction of others.

For further information, contact Doug Connors at:

TN Analyzer Service

7897 Highway 19
Dane, WI 53529

Tel.: (608)798-2005
Fax: (608)798-1675

WHEN RESULTS COUNT ... 129 eV Mn, 65 eV F



NORAN Instruments has been the birthplace of technological advances in spectroscopy for over 30 years. From one generation to the next, we've raised a long line of exemplary instruments for x-ray detection and digital imaging.

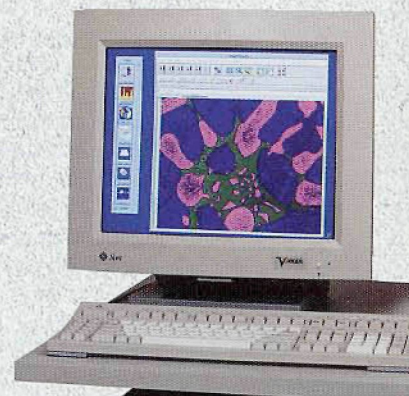
We're the first to present an Si(Li) x-ray detector, christened **EXTREME**, with a resolution of **129 eV at manganese, 65 eV at fluorine**. Our newest additions are the **PULSTAR™** digital pulse processor for **VOYAGER®** and the **CryoCooled** option for ultimate convenience in detector cooling.



Especially designed for clean rooms, the FREEDOM detector eliminates the burden of handling liquid nitrogen.


Our lithium-drifted silicon and high-purity germanium x-ray detectors provide the best spectral quality. We offer a variety of choices in crystal active area, resolution, and window material.

Please call to ask us about our latest ideas, or to request a copy of the family album.



The new CryoCooled option for NORAN Instruments' detectors provides uncompromised light element performance. Neither water nor liquid nitrogen cooling is needed.

The PULSTAR digital pulse processor gives you more x-ray counts, in less time. The result is improved peak resolution at high count rates, better peak-to-background ratios, and greater light element sensitivity. Variations in element concentrations are more easily distinguished, especially with NORAN Instruments' ULTIMAP™ software for rapid frame-rate mapping.



NORAN INSTRUMENTS

NORAN Instruments Inc., 2551 West Beltline Highway, Middleton, WI 53562-2697 USA, Tel.: 608 831 6511, Fax: 608 836 7224, Internet: voyager_info@noran.com, WWW: <http://www.noran.com>

NORAN Instruments B.V., The Netherlands, Tel.: 31 35 6998888, Fax: 31 35 6949913

NORAN Instruments GmbH, Federal Republic of Germany, Tel.: 49 7251 97910, Fax: 49 7251 979111

NORAN Instruments Japan, Tel.: 81 3 3298 8451, Fax: 81 3 3298 8441

NORAN Instruments Korea, Tel.: 82 342 708 3091, Fax: 82 342 708 3093

NORAN Instruments U.K., Tel.: 44 1908 696290, Fax: 44 1908 696292