

The Journal of Laryngology and Otology

EDITED BY
WALTER HOWARTH

WITH THE ASSISTANCE OF
W. M. MOLLISON

Contents

STEREORADIOGRAPHY AND RADIOGRAPHIC ANALYSIS	DR. C. CHAUSSÉ
COMBINED METHOD FOR THE LOCALIZATION AND EXTRACTION OF RADIO-OPAQUE-OBJECTS BY MEANS OF THE "LIGHT COMPASSES"	DR. C. CHAUSSÉ
RADIOLOGY OF THE MASTOID PROCESS	H. GRAHAM HODGSON
CLINICAL RECORDS—	
MIXED TUMOUR OF THE POSTERIOR WALL OF THE TRACHEA	P. G. GERLINGS and M. N. ROEGHOLT
BASAL CELLED CARCINOMA OF THE TRACHEA	R. J. CANN
MIXED TUMOUR OF THE TRACHEA	WALTER HOWARTH
SOCIETIES' PROCEEDINGS—	
ROYAL SOCIETY OF MEDICINE—SECTION OF OTOTOLOGY	
THE SCOTTISH OTOTOLOGICAL AND LARYNGOLOGICAL SOCIETY	
ABSTRACTS—	
THE EAR	THE LARYNX
THE NOSE	MISCELLANEOUS
THE PHARYNX	
GENERAL NOTES	


London
Headley Brothers
109 Kingsway, W.C.2

Monthly, 4/- net post free

Annual Subscriptions 40/- net

RADIO-AID

NOTED FOR
SERVICE
AND
SATISFACTION



THE "CRYSTAL" RADIO-AID

The Radio-Aid may be used with an accumulator or standard dry battery to supply the low tension current. This is made possible by the Adaptor illustrated on the left of the instrument, and is a patented and exclusive feature of the Radio-Aid.

The Radio-Aid has an appearance of dignity and charm, but being of robust construction will stand up to many years of hard wear, and commends itself to the discerning patient. Its brilliant performance converts even the most hardened sceptic.

SPECIAL TERMS TO HOSPITALS AND CLINICS IN ACCORDANCE WITH THE HEARING AID MANUFACTURERS' ASSOCIATION AGREEMENT

Write for Illustrated Catalogue to :

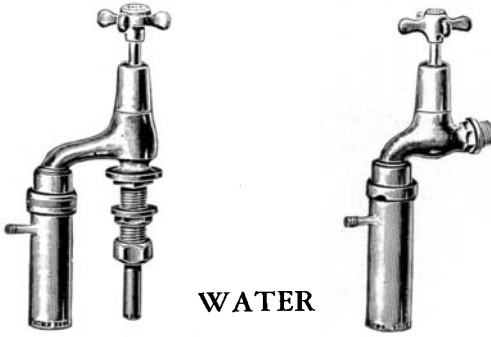
RADIO-AID, LTD.

Designers and Manufacturers of Scientific Hearing Apparatus of Every Description

45 Duke Street, Oxford Street, London, W.1

Phone: MAYfair 5667 and 3210

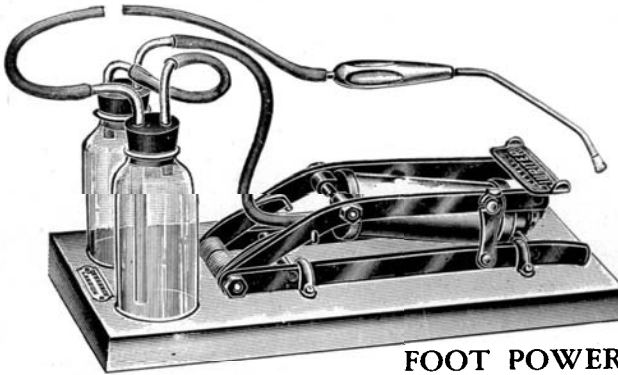
Please mention *The Journal of Laryngology* when replying to advertisements





WATER

SUCTION APPARATUS

Particulars on application



FOOT POWER



ELECTRIC

DOWN BROS., LTD.

Correspondence: 23 PARK HILL RISE, CROYDON

Telephone: Croydon 6133, 6134, 6135

Showrooms: 22a CAVENDISH SQUARE, LONDON, W.1

Telephone: MAYFAIR 0406

Please mention *The Journal of Laryngology* when replying to advertisements

PRESCRIBE THE EASY EFFECTIVE METHOD

When spraying, the patient can hold his head in a natural position, yet the solution spreads throughout the nasal cavity, assuring thorough treatment. Effective dropper-application, on the other hand, requires a complicated posture technique which patients are apt to neglect in home treatment.



**DeVilbiss
ATOMIZERS**



DROPPER ?



ATOMIZER ?

These illustrations, which are based on X-ray research, clearly demonstrate the advantages of the atomizer as compared with the dropper
The AEROGRAPH Co., Ltd., 43, Holborn Viaduct, London, E.C.1
Sole Distributors of DeVilbiss Products in the United Kingdom.
 Telephones : Holborn 1257 & 1258

CVS—149

THE NEW

OTO-MICROSCOPE

A Big Step Forward!

Specially suited for both Practising
Surgeons and Research Workers

Printed description free

HAAG-STREIT, Bern,
Seilerstrasse 9, Switzerland

For Advertisement space in this Journal apply to :
HEADLEY BROTHERS, 109 Kingsway, London, W.C.2

Please mention *The Journal of Laryngology* when replying to advertisements

GOLDEN SQUARE THROAT, NOSE AND EAR HOSPITAL

Near Piccadilly Circus LONDON, W.1 *Gerrard 4058*

HONORARY MEDICAL STAFF

SURGEONS: Mr. Lionel Colledge; Mr. F. C. Ormerod; Mr. A. R. Dingley; Mr. Gilbert H. Howells; Mr. J. F. Simpson; Mr. S. A. Beards; Mr. J. C. Hogg;
ASSISTANT SURGEONS: Mr. J. Roydon Peacock; Mr. M. P. Ellis; Mr. G. Livingstone; Mr. S. E. Birdsall.
PHYSICIANS: Dr. C. E. Lakin; Dr. N. L. Rusby.
NEUROLOGIST: Dr. L. R. Yelland.
PATHOLOGIST: Dr. J. A. Boycott.

OPHTHALMOLOGIST: Mr. F. A. Williamson-Noble.
GENERAL SURGEON: Mr. Dickson Wright.
DENTAL SURGEON: Mr. Hart.
ASSISTANT DENTAL SURGEON: Mr. D. Hallon.
RADIOLOGIST: Dr. Edith Hope.
ANÆSTHETISTS: Dr. G. I. Moriarty; Dr. A. W. Mathew; Dr. S. Coffin; Dr. F. Longhurst; Dr. D. Lewis; Dr. G. Hochschild; Dr. G. Edwards; Dr. Blair Gould; Dr. R. T. Broad.

The Hospital has **100** beds for In-patients and an annual Out-patient attendance of over **50,000**.

CLINICAL INSTRUCTION

Clinical instruction in the Diagnosis and Treatment of Diseases of the Ear, Nose and Throat is given in the Out-patient Department from 2 to 5 p.m. daily, and on Tuesdays and Thursdays from 6 to 9 p.m. also. Major operations are performed every morning and afternoon, except Saturdays, in the In-patient Operating Theatres. Minor Operations are performed in the Out-patient Operating Theatre on three mornings a week. Practitioners and Medical Students are admitted to the practice of the Hospital as Post-Graduates. Clinical Assistants, whose duty it is to assist the staff, are appointed as vacancies occur.

For further information apply to the Dean: GILBERT H. HOWELLS.

In addition to the General Wards, there are Semi-private Wards and 11 Private Rooms. The charge for a Private Room is 7 guineas a week, plus a fee for the surgeon.
 Further particulars may be obtained from F. P. CARROLL, *Secretary-Superintendent*.

CENTRAL LONDON THROAT, NOSE AND EAR HOSPITAL

GRAY'S INN ROAD, W.C.1

(Near King's Cross Stations)

SURGEONS

Mr. HAROLD KISCH	Mr. C. GILL-CAREY
Mr. ARCHER RYLAND	Mr. J. D. McLAGGAN
Mr. F. W. WATKYN-THOMAS	Mr. W. A. MILL

ASSISTANT SURGEONS

Mr. A. LOWNDES YATES, Mr. N. ASHERSON, Mr. W. G. SCOTT-BROWN

COMPREHENSIVE COURSES lasting five months, and including Anatomy and Physiology, Pathology and Bacteriology, Endoscopy, Radiology, Speech Therapy, etc.; commence on each 1st June and 1st January.

The Courses include lectures by representative members of the speciality other than those on the staff of the Hospital and School.

CLINICAL ASSISTANTSHIPS

available for periods of three, six or twelve months.

The teaching provided covers all the requirements of students taking the D.L.O. (R.C.P. & S.Eng.) or the F.R.C.S.Ed. with Throat, Nose and Ear as a special subject.


Further particulars on application to

C. GILL-CAREY, F.R.C.S. Ed., *Dean*.

JOHN H. YOUNG, *Secretary-Superintendent*.

Please mention *The Journal of Laryngology* when replying to advertisements

AN AMPLIVOX FOR THE WAISTCOAT POCKET



- **CRYSTAL MICROPHONE**
- **STANDARD BATTERIES**
- **WEIGHT ONLY 1½ LBS.**
- **AVAILABLE IN THREE DIFFERENT TONES**
- **PRICE ONLY**

The model V AMPLIVOX is designed for the gentleman who wishes to wear a high quality hearing aid. The amplifier, complete with filament battery can be placed in the waistcoat pocket; the H.T. battery goes easily into the hip pocket or inside coat pocket. It is a very powerful instrument of extreme clarity, and uses standard batteries. For those who want the best results in a hearing aid which they can wear the model V AMPLIVOX is the obvious choice.

A Edwin Stevens
Governing Director.

17 GNS.

AMPLIVOX LTD.

AMPLIVOX HOUSE, 2 Bentinck Street, London, W.1.
Telephone: Welbeck 2591/2

29 St. Vincent Place, Glasgow, C.1.

Telephone: Central 3097.
Telephone: Royal 4944.

In Great Britain the AMPLIVOX is obtainable only from the above, and from: Messrs. T. Hawksley & Son, Ltd., 10-12 St. James Street, London, W.1; W. H. Pettifor, Esq., 11 Victoria Street, London, S.W.1; Aids for the Deaf, 8 Old Cavendish Street, W.1; Charles Allardyce & Son, Ltd., 81 Nethergate, Dundee, Perth; F. C. Milnes, Esq., 14 Manningham Lane, Bradford, Yorks; F. Larard, Ltd., 14 Savile Street, Hull, Yorks; O. Q. Wolsey, Esq., Long Lane, Bradwell, Great Yarmouth, Norfolk.



Representatives in all principal countries overseas

Please mention *The Journal of Laryngology* when replying to advertisements

The Journal of Laryngology and Otology

(Founded in 1887 by MORELL MACKENZIE and NORRIS WOLFENDEN)

EDITED BY

WALTER HOWARTH

ASSISTED BY

W. M. MOLLISON

1. Original Articles are accepted on the condition that they have not been published elsewhere.
2. Manuscripts should be typewritten, on one side only of the paper, and well spaced.
3. Galley proofs and engraver's proofs of illustrations are sent to the author. Corrections, which should be kept to a minimum, must be clearly marked and no additional matter added.
4. Orders for reprints should be sent when returning galley proofs, and for this purpose special forms are supplied, on which the price of the reprints is stated.
5. Authors of Original Communications on Oto-Laryngology in other Journals are invited to send a copy, or two reprints, to the *Journal of Laryngology*. If they are willing, at the same time, to submit their own abstract (in English, French, Italian, or German) it will be welcomed.
6. Editorial Communications may be addressed to THE EDITOR, *Journal of Laryngology*, c/o HEADLEY BROTHERS, 109 Kingsway, London, W.C.2.
7. The Annual Subscription commencing with the January issue is Two Pounds sterling, post free, and is payable in advance.
8. Single copies, both of the present and the previous series, are on sale at Four Shillings each.
9. All Subscriptions, advertising and business communications should be sent to the Publishers, HEADLEY BROTHERS, 109 Kingsway, London, W.C.2.

United States of America

Orders for this Journal may be sent either through a local bookseller, or to Messrs. G. E. STECHERT & CO., 31-33 East 10th Street, New York, or may be sent direct to the Publishers, HEADLEY BROTHERS, 109 Kingsway, London, W.C.2, England.

Please mention *The Journal of Laryngology* when replying to advertisements

NOW READY

THE ACOUSTIC METHOD

For the Training of the Deaf and Hard-of-Hearing Child

By **MAX A. GOLDSTEIN, M.D., LL.D.**

This Volume contains 244 pages; 50 illustrations

Textile Leather (Waterproof) Binding

\$3.00 Postage Prepaid

Twelve chapters, including Evolution of the Acoustic Method — Definition and Principles of the Acoustic Method — The Practice of the Acoustic Method — The Pupil: (1) The Deaf Child; (2) The Hard-of-Hearing Child; (3) The Pre-School Deaf Child — The Teacher — Case Recording — Tests of Hearing — Audiometers — The Audiogram — Hearing Aids — Tactile Training — Anatomy of the Ear.

Published by **THE LARYNGOSCOPE PRESS**

4574 West Papin Street

St. Louis, Mo.

ROGERS' STANDARD SPRAYS

HAVE A

WORLD-WIDE REPUTATION

For Efficiency & Reliability

They are made in many forms, scientifically designed for


NASAL, PHARYNGEAL, POST-NASAL and LARYNGEAL TREATMENT

Particulars gladly supplied on request

Sole Manufacturer—

FRANK A. ROGERS (LATE OF OXFORD ST.)

1 Beaumont Street, London, W.1



FOURTH EDITION.

FULLY REVISED.

Demy 8vo, 473 pp. 243 Text Illustrations and 21 plates (of which 8 are in colour). 20s. net, postage 6d.

DISEASES OF THE NOSE, THROAT AND EAR

For Practitioners and Students

Edited by **A. LOGAN TURNER, M.D., LL.D., F.R.C.S.E.**

With the collaboration of

J. S. FRASER, M.B., F.R.C.S.E., J. D. LITHGOW, M.B., F.R.C.S.E., G. EWART MARTIN, M.B., F.R.C.S.E., DOUGLAS GUTHRIE, M.D., F.R.C.S.E., CHARLES E. SCOTT, M.B., F.R.C.S.E., and JOHN P. STEWART, M.D., F.R.C.S.E.

"There is no other book which includes laryngology and otology with such success. . . . The present edition should surpass the previous issues in popularity."—*British Medical Journal*.

Bristol: John Wright & Sons Ltd.

London: Simpkin Marshall Ltd.

Please mention *The Journal of Laryngology* when replying to advertisements

CONTENTS

	PAGE
STEREORADIOGRAPHY AND RADIOGRAPHIC ANALYSIS. Dr. C. Chaussé (Paris)	173
COMBINED METHOD FOR THE LOCALIZATION AND EXTRACTION OF RADIO-OPAQUE-OBJECTS BY MEANS OF THE "LIGHT COMPASSES". Dr. C. Chaussé (Paris)	181
RADIOLOGY OF THE MASTOID PROCESS. H. Graham Hodgson (London)	187
CLINICAL RECORDS—	
Mixed Tumour of the Posterior Wall of the Trachea. P. G. Gerlings and M. N. Roegholt (Amsterdam).	194
Basal Celled Carcinoma of the Trachea. R. J. Cann (London)	197
Mixed Tumour of the Trachea. Walter Howarth (London)	205
SOCIETIES' PROCEEDINGS—	
Royal Society of Medicine—Section of Otology	207
The Scottish Otological and Laryngological Society	210
ABSTRACTS—	
The Ear	226
The Experimental production of Deafness in young Animals by Diet. Edward Mellanby; On the ability to Localize Sounds. Brunzlow; On the question of the use of Wilde's Incision. B. Schmidt and P. Nassuphis; Observations on latent Sinus-thrombosis. G. Xanthakos; Progress in the Surgery of the Ear (Exposure of the Internal Carotid Artery). Mayer, Otto; Otogenic Metastatic Meningitis. Ernst Urbantschitsch; The treatment of Otogenous Vertigo with Monotreat. A. V. Bárány.	
The Nose	231
Choanal Polypus in the Child. P. Mangabeira-Albernaz.	
The Pharynx	231
Primary Abscesses of the Pre-styloid Region (Meta- and Paratonsillar.) MM. Piquet et Coulouma; A new treatment for aborting Quinsies. Georges Goufas.	
The Larynx	232
Tomography of the Larynx. Felix E. Leborgne.	
Miscellaneous	232
Tuberculosis of the Nose, Mouth and Pharynx. W. Kusnierczyk; Vestibular Disturbances in the Influenza Epidemic of the Winter, 1937-8. É. Erdelyi.	
GENERAL NOTES	234