

The Journal of Laryngology and Otology

EDITED BY
WALTER HOWARTH

WITH THE ASSISTANCE OF
W. M. MOLLISON

Contents

REPORT UPON 801 CONSECUTIVE CASES OF ACUTE
MIDDLE-EAR SUPPURATION AND MASTOIDITIS
WITH INTRACRANIAL COMPLICATIONS IN 139 CASES
DURING THE PERIOD 1920-34

J. S. FRASER
and G. C. HALLIDAY

SOME REMARKS ON SUPPURATION IN THE PARA-
PHARYNGEAL SPACE

REIDAR SCHROEDER

CLINICAL RECORDS—

TRACHEAL STENOSIS. TWO CASES

ANDREW CAMPBELL

RADICAL TREATMENT OF PERITONSILLAR ABSCESS

W. S. THACKER NEVILLE

SOCIETIES' PROCEEDINGS—

ROYAL SOCIETY OF MEDICINE—SECTION OF OTOTOLOGY

ABSTRACTS—

THE EAR

MISCELLANEOUS

THE NOSE AND ACCESSORY
SINUSES

GENERAL NOTES

London

Headley Brothers

109 Kingsway, W.C.2


Monthly, 4/- net post free

Annual Subscription, 40/- net

GUY'S SILENT SUCTION APPARATUS

as made for

WM. MAYHEW MOLLISON, C.B.E., F.R.C.S.




“An efficient *silent* suction apparatus is essential in many throat investigations and operations and indeed is used for many operations on other parts of the body.

“The above illustration shows an Electric Suction Apparatus which can rightly claim to be more efficient than the apparatus generally in use. The suction is continuous and so powerful that clots of blood and the most tenacious mucus are quickly removed. The apparatus is quiet and can easily be moved about the operation theatre and from one theatre to another. It is possible to use it for intra-tracheal

insufflation at the same time as suction since the pump delivers sixty litres of air per minute. The valves in the cylinder head are strong and specially designed for silence in operation and the sump of the machine carries enough oil for six months' continuous use; this ensures efficiency with the minimum of attention. The entire unit is mounted in a robust mahogany case which is fitted with four rubber-tyred castors. On the side of the case two large screw necked bottles are mounted. These bottles are the commercial “Kilner” type and can therefore be replaced with the minimum of expense. Blood and other fluids are removed from the operating field by the suction plant and find their way into the big bottle. The second bottle is a safety trap in the unlikely event of the first bottle becoming full at a moment when it is inconvenient to change it.

“There are no resistances to regulate the speed and in order to use the apparatus it is only necessary to connect it to the main electrical supply.” The makers are Down Bros., Ltd., London.



DOWN BROS., LTD.


21 & 23 ST. THOMAS'S STREET, LONDON, S.E.1

(Opposite Guy's Hospital)


and at 22a CAVENDISH SQUARE, LONDON, W.

Telephone : MAYFAIR 0406

Please mention *The Journal of Laryngology* when replying to advertisements



NEGUS' ENDOSCOPIC TABLE
WITH SUCTION PUMP



Cæso-phagoscope with detachable Suction Tube and Proximal
Lighting as designed for V. E. NEGUS, M.S., F.R.C.S.
Obtainable in 4 sizes

MADE BY

THE G_{ENITO.} U_{RINARY} MFG. CO. LTD.

28a DEVONSHIRE STREET, LONDON, W.1

Telephone:
WELBECK 3520, 3529

Telegrams:
CYSTOSCOPE, WESDO, LONDON

Please mention *The Journal of Laryngology* when replying to advertisements

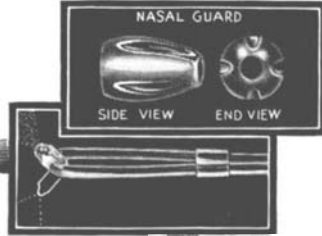
PRESCRIBE DeVilbiss

No. 15 ATOMIZER

For more than 45 years the medical profession has recognized the value of the DeVilbiss No. 15 Atomizer for applying sprayed solutions in prescribed self-treatment. The adjustable gold tip permits spraying in any direction, the vented nasal guard prevents excess pressure in the nasal cavities and the atomizer may be sterilized easily and rapidly by boiling or passing the tip through a flame. Dependable and certain in the hands of the patient, the DeVilbiss No. 15 applies the treatment you want gently and thoroughly—may we suggest that you mark “DeVilbiss Atomizer No. 15” on your prescription where its use is indicated.

AEROGRAPH Co., Ltd., 43 Holborn Viaduct, London, E.C.1. Sole distributors of DEVILBISS products in the United Kingdom. Telephone: Holborn 1257 and 1258

Ventilating Grooves prevent excess pressure in Nasal Cavities.



Adjustable gold tip for spraying in any direction.



CVS-86

FOURTH EDITION. FULLY REVISED.

Demy 8vo, 473 pp. 243 Text Illustrations and 21 plates (of which 8 are in colour). 20s. net, postage 6d.

DISEASES OF THE NOSE, THROAT AND EAR

For Practitioners and Students

Edited by **A. LOGAN TURNER, M.D., LL.D., F.R.C.S.E.**
Consulting Surgeon, Ear and Throat Department, Royal Infirmary, Edinburgh

With the collaboration of
**J. S. FRASER, M.B., F.R.C.S.E., J. D. LITHGOW, M.B., F.R.C.S.E., G. EWART MARTIN, M.B., F.R.C.S.E.,
DOUGLAS GUTHRIE, M.D., F.R.C.S.E., CHARLES E. SCOTT, M.B., F.R.C.S.E., and
JOHN P. STEWART, M.D., F.R.C.S.E.**

“There is no other book which includes laryngology and otology with such success. . . . The present edition should surpass the previous issues in popularity.”—*British Medical Journal.*

Bristol: John Wright & Sons Ltd. New Illustrated Catalogue free. London: Simpkin Marshall Ltd.

For Advertisement space in this Journal and all matters with regard to subscriptions, write to:
HEADLEY BROTHERS, 109 Kingsway, London, W.C.2

Please mention *The Journal of Laryngology* when replying to advertisements

THE GOLDEN SQUARE THROAT, NOSE AND EAR HOSPITAL

Near Piccadilly Circus
LONDON, W.1

(Gerrard 4058)

HONORARY MEDICAL STAFF

SURGEONS: Mr. Lionel Colledge; Mr. Gilbert Chubb; Mr. F. Cunliffe Ormerod; Mr. A. R. Dingley
Mr. Gilbert H. Howells; Mr. J. F. Simpson.

ASSISTANT SURGEONS: Mr. J. C. Hogg; Mr. J. Roydon Peacock; Mr. J. P. Monkhouse.

Physician: Dr. C. E. Iakin.

Neurologist: Dr. L. R. Yealland.

OPHTHALMOLOGIST: Mr. F. A. Williamson-Noble.

GENERAL SURGEON: Mr. J. B. Hunter.

DENTAL SURGEON: Mr. B. Mendleson.

RADIOLOGIST: Dr. Edith Hope.

ANÆSTHETISTS: Dr. G. I. Moriarty; Dr. A. W. Matthew; Dr. S. Coffin; Dr. J. H. T. Challis;
Dr. F. Longhurst; Dr. D. Lewis; Dr. G. Hochschild; Dr. G. Edwards; Dr. Blair Gould.

The Hospital has 101 Beds for In-patients and an annual Out-patient attendance of over 50,000.

CLINICAL INSTRUCTION

Clinical instruction in the Diagnosis and Treatment of Diseases of the Ear, Nose and Throat is given in the Out-patient Department from 2 to 5 p.m. daily, and on Tuesdays and Thursdays from 8 to 9 p.m. also. Major operations are performed every morning and afternoon, except Saturdays, in the In-patient Operating Theatres. Minor operations are performed in the Out-patient Operating Theatre on three mornings a week.

Practitioners and Medical Students are admitted to the practice of the Hospital as Post-Graduates. Clinical Assistants, whose duty it is to assist the staff, are appointed as vacancies occur.

For further information apply to the Dean: GILBERT H. HOWELLS.

In addition to the General Wards, there are Semi-private Wards and 11 Private Rooms. The charge for a Private Room is 7 guineas a week, plus a fee for the surgeon.

Further particulars may be obtained from F. P. CARROLL, *Secretary-Superintendent*.

CENTRAL LONDON THROAT, NOSE AND EAR HOSPITAL GRAY'S INN ROAD

(Near King's Cross Stations)

DAILY CLINICS. LECTURES ON FRIDAYS, 4 p.m.

OVER 11,000 NEW PATIENTS YEARLY. 50,000 ATTENDANCES.

IN-PATIENT DEPARTMENT (Hospital and Recovery Home), 104 BEDS.

COURSES IN ANATOMY AND PHYSIOLOGY by a Teacher in Anatomy for Part I of the D.L.O. Examination, and CLINICAL COURSES by the Honorary Medical Staff for Part II of the Examination are given twice yearly.

COURSES IN METHODS OF EXAMINATION AND DIAGNOSIS at frequent intervals.

SURGEONS

Mr. HAROLD KISCH

Mr. C. GILL-CAREY

Mr. ARCHER RYLAND

Mr. J. D. McLAGGAN

Mr. F. W. WATKYN-THOMAS

Mr. W. A. MILL

ASSISTANT SURGEONS

Mr. A. LOWNDES YATES, Mr. N. ASHERSON, Mr. W. G. SCOTT-BROWN

CLINICAL ASSISTANTS

Are appointed from among those duly qualified gentlemen who have been enrolled as Post-Graduate Students of the Hospital.

Further particulars on application to

J. D. McLAGGAN, M.A., F.R.C.S., *Dean*.

JOHN H. YOUNG, *Secretary-Superintendent*.

Please mention *The Journal of Laryngology* when replying to advertisements

THE INTRA-NASAL IONIZER

FOR HAY FEVER AND NON-SUPPURATIVE RHINITIS

Pat. No. 373802

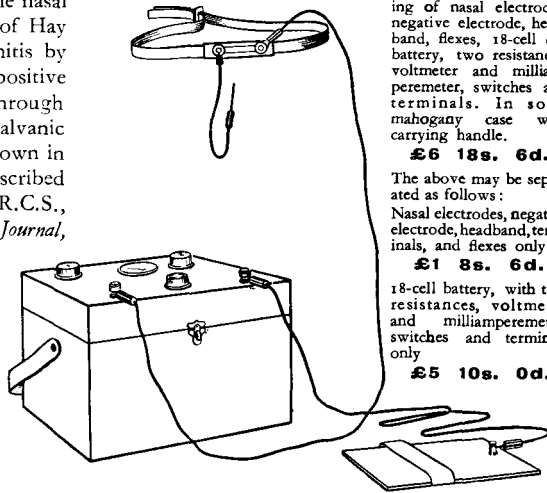
This apparatus is designed for the application of current to the nasal tissues for the treatment of Hay Fever and Paroxysmal Rhinitis by Ionization. It consists of positive and negative electrodes through which is conveyed a galvanic current from a battery as shown in the illustration, and was described by Mr. Philip Franklin, F.R.C.S., in the *British Medical Journal*, June 27th, 1931.

Send for Booklet

THEODORE HAMBLIN
Ltd.

*Patentees and
Manufacturers*

**15 WIGMORE STREET
LONDON, W.1**



PRICES :

Complete Outfit, consisting of nasal electrodes, negative electrode, headband, flexes, 18-cell dry battery, two resistances, voltmeter and milliamperemeter, switches and terminals. In solid mahogany case with carrying handle.

£6 18s. 6d.

The above may be separated as follows :

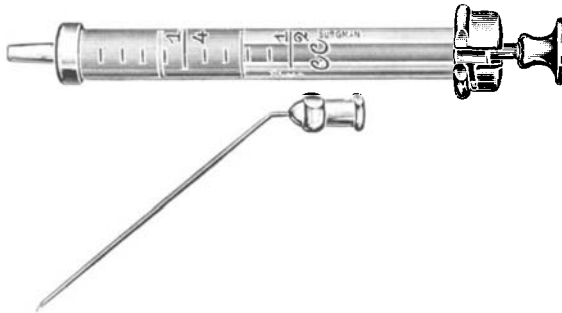
Nasal electrodes, negative electrode, headband, terminals, and flexes only

£1 8s. 6d.

18-cell battery, with two resistances, voltmeter and milliamperemeter, switches and terminals only

£5 10s. 0d.

Gray's Intra-Tympanic Needle and Special Syringe



The illustration depicts a special needle and syringe for the injection of Thyroxine through the tympanic membrane for the treatment of otosclerosis, as designed by the late Dr. A. A. Gray.

$\frac{1}{2}$ c.cm. Record Syringes, with Pyrex glass barrels, **6/6** each.

Angled Stainless Steel Needles, **2/-** each.

Products of

THE SURGICAL MANUFACTURING CO., LTD.

83-85 MORTIMER STREET, LONDON, W.1

who will welcome the opportunity of making new instruments for all special requirements.

Telephone: MUSEUM 6473-4-5-6

Telegrams: SURGMAN, LONDON

Please mention *The Journal of Laryngology* when replying to advertisements

Mail Your Order Now!

PROBLEMS OF THE DEAF

By **MAX A. GOLDSTEIN, M.D., F.A.C.S.**

610 Pages—273 Illustrations—Leather Bound

\$6.00 Postage prepaid

An unusual, authoritative and comprehensive volume of XIX chapters, covering every phase of work with the Deaf, Deafened and Speech Defective, by an otologist and teacher of 40 years' experience, including :

Chronological History of Deafness—Anatomy and Physiology—Mechanics of Speech—Speech Defects—Cerebral Localization—Hearing Tests—Methods of Instruction—The Acoustic Method—Training of Teachers—The Deaf Child—Hard-of-Hearing Child—Physician and Deaf Child—Parent of Deaf Child—Deafened Adult—Hearing Aids—Schools for the Deaf—Quacks and Quackeries—Research.

Published by **THE LARYNGOSCOPE PRESS**

4574 West Papin Street

ST. LOUIS, MO.

RECENT ADVANCES IN

LARYNGOLOGY & OTOLOGY

By **R. SCOTT STEVENSON, M.D., F.R.C.S.E.**

Surgeon, Metropolitan Ear, Nose and Throat Hospital, London.

With 128 Illustrations, including 13 Plates. Price 15s.

- "The idea of the book is excellent, and the work has been carried out in a scholarly fashion."
Archives of Otolaryngology.
- "The material is well selected, well digested, and most important, is accurate in detail."
Annals of Otolaryngology, Rhinology and Laryngology.
- "It is a help to find the separate contributions of many research workers so ably sifted."
Lancet.
- "The book will be of the greatest help to the specialist.....who wishes to refresh his memory."
British Medical Journal.

J. & A. CHURCHILL LTD., 104 Gloucester Place, London W.1

ROGERS' STANDARD SPRAYS

HAVE A

WORLD-WIDE REPUTATION

For Efficiency & Reliability

They are made in many forms, scientifically designed for


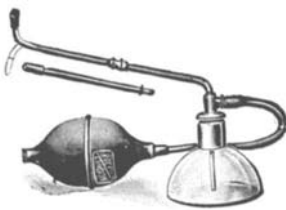
NASAL, PHARYNGEAL, POST-NASAL and LARYNGEAL TREATMENT

Particulars gladly supplied on request

Sole Manufacturer—

FRANK A. ROGERS (LATE OF OXFORD ST.)

1 Beaumont Street, London, W.1



Please mention *The Journal of Laryngology* when replying to advertisements

The Journal of Laryngology and Otology

(Founded in 1887 by MORELL MACKENZIE and NORRIS WOLFENDEN)

EDITED BY
WALTER HOWARTH

ASSISTED BY
W. M. MOLLISON

1. Original Articles are accepted on the condition that they have not been published elsewhere.
2. Manuscripts should be typewritten, on one side only of the paper, and well spaced.
3. Galley proofs and engraver's proofs of illustrations are sent to the author. Corrections, which should be kept to a minimum, must be clearly marked and no additional matter added.
4. Orders for reprints should be sent when returning galley proofs, and for this purpose special forms are supplied, on which the price of the reprints is stated.
5. Authors of Original Communications on Oto-Laryngology in other Journals are invited to send a copy, or two reprints, to the *Journal of Laryngology*. If they are willing, at the same time, to submit their own abstract (in English, French, Italian, or German) it will be welcomed.
6. Editorial Communications may be addressed to THE EDITOR, *Journal of Laryngology*, c/o HEADLEY BROTHERS, 109 Kingsway, London, W.C.2.
7. The Annual Subscription commencing with the January issue is Two Pounds sterling, post free, and is payable in advance.
8. Single copies, both of the present and the previous series, are on sale at Four Shillings each.
9. All Subscriptions, advertising and business communications should be sent to the Publishers, HEADLEY BROTHERS, 109 Kingsway, London, W.C.2.

United States of America

Orders for this Journal may be sent either through a local bookseller, or to MESSRS. G. E. STECHERT & CO., 31-33 East 10th Street, New York, or may be sent direct to the Publishers, HEADLEY BROTHERS, 109 Kingsway, London, W.C.2, England.

Please mention *The Journal of Laryngology* when replying to advertisements

CONTENTS

	PAGE
REPORT UPON 891 CONSECUTIVE CASES OF ACUTE MIDDLE-EAR SUPPURATION AND MASTOIDITIS WITH INTRACRANIAL COMPLICATIONS IN 139 CASES DURING THE PERIOD 1920-34. J. S. Fraser (Edinburgh) and G. C. Halliday (Sydney)	619
SOME REMARKS ON SUPPURATION IN THE PARA-PHARYNGEAL SPACE. Reidar Schroeder (Copenhagen)	631
CLINICAL RECORDS—	
Tracheal Stenosis. Two Cases. Andrew Campbell (Johannesburg)	644
Radical Treatment of Peritonsillar Abscess. W. S. Thacker Neville (Harrogate)	650
SOCIETIES' PROCEEDINGS—	
Royal Society of Medicine—Section of Otology	656
ABSTRACTS—	
The Ear	677
The Present Status of Otitic Meningitis. James G. Dwyer; Diabetes and Suppuration of Middle Ear, Sinuses and Tonsils. Drs. Bruno Kecht and Hans Dibold; Operation on Tip of Pyramidal Bone. Prof. Siegfried Unterberger; The Treatment of Labyrinthitis. Dr. Hans Eschweiler.	
The Nose and Accessory Sinuses	679
Surgical Approach to the Nasal Accessory Sinuses. William Mithoefer; Effects of the Caldwell-Luc Operation on the Teeth. Dr. Gerta Schmidt.	
Miscellaneous	681
Helminthiasis in Oto-Laryngology. B. M. Lifschitz; Galvanic Ionization Therapy in Allergic Rhinitis. Henry A. Barrett.	
GENERAL NOTES	682