

June 1941

Vol. LVI. No. 6

The Journal of Laryngology and Otology

EDITED BY
WALTER HOWARTH

WITH THE ASSISTANCE OF
W. M. MOLLISON

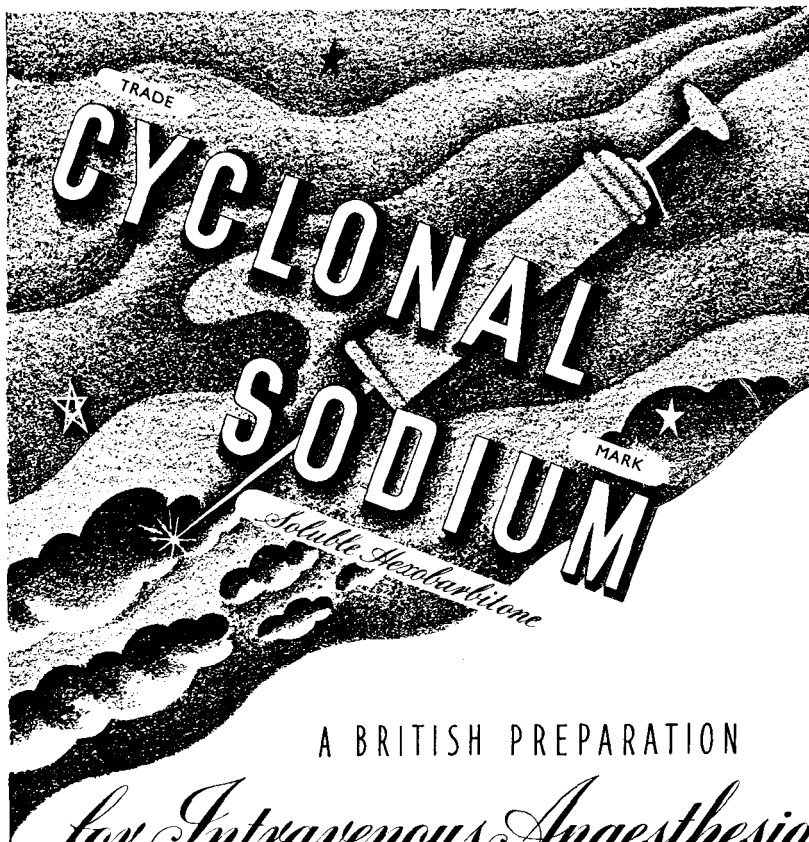
Contents

INJURIES OF THE EAR	H. MACNAUGHTON JONES
CLINICAL RECORD—	
MUCOCELE OF THE PHARYNGEAL VENTRICLE, SIMULATING LARYNGOCELE	PHILIP READING
SOCIETIES' PROCEEDINGS—	
ROYAL SOCIETY OF MEDICINE—SECTION OF OTOTOLOGY	
OBITUARY—	
MARKUS HAJEK	
LETTER TO THE EDITOR	

London
Headley Brothers
109 Kingsway, W.C.2

Monthly, 4/- net post free

Annual Subscriptions 40/- net



A BRITISH PREPARATION

for Intravenous Anaesthesia

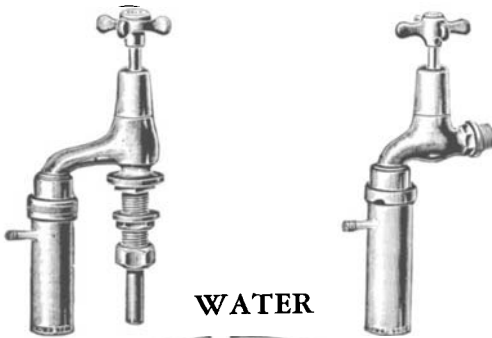
Supplied in Boxes of 6 × 0.50 Gm. ampoules with 6 ampoules distilled water.
 Boxes of 6 × 1 Gm. ampoules with 6 ampoules distilled water.
 Boxes of 25 × 1 Gm. ampoules with 25 ampoules distilled water.



PHARMACEUTICAL SPECIALITIES (MAY & BAKER) LTD., DAGENHAM

2458

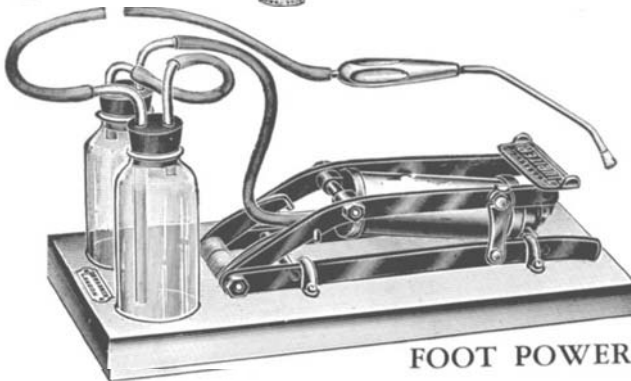
Please mention *The Journal of Laryngology* when replying to advertisements





WATER

SUCTION APPARATUS

Particulars on application



FOOT POWER



ELECTRIC

DOWN BROS., LTD.

Correspondence: 23 PARK HILL RISE, CROYDON

Telephone: Croydon 6133, 6134, 6135

Showrooms: 22a CAVENDISH SQUARE, LONDON, W.1

Telephone: MAYFAIR 0406

Please mention *The Journal of Laryngology* when replying to advertisements

PRESCRIBE THE EASY EFFECTIVE METHOD

When spraying, the patient can hold his head in a natural position, yet the solution spreads throughout the nasal cavity, assuring thorough treatment. Effective dropper-application, on the other hand, requires a complicated posture technique which patients are apt to neglect in home treatment.



**DeVilbiss
ATOMIZERS**



DROPPER ?



ATOMIZER ?

These illustrations, which are based on X-ray research, clearly demonstrate the advantages of the atomizer as compared with the dropper
The AEROGRAPH Co., Ltd., 43, Holborn Viaduct, London, E.C.1
Sole Distributors of DeVilbiss Products in the United Kingdom.
 Telephones : Holborn 1257 & 1258

CVS-149

Fourth Edition. Fully Revised.
 Demy 8vo, 494 pp. 243 Text Illus. and 21
 Plates (8 coloured). 20s. net, postage 6d.

**DISEASES OF THE NOSE,
THROAT AND EAR**

Edited by the late
 A. LOGAN TURNER, M.D., LL.D., F.R.C.S.E.
 With the collaboration of six distinguished
 contributors.

"There is no other book which includes laryngology
 and otology with such success."
British Medical Journal.

Bristol : JOHN WRIGHT & SON Ltd.

Complete in box with 20 Slides in colours,
 and a packet of transparencies representing
 the normal tympanic membrane.

21s. net, postage 4d.

EAR MODEL

For Otoscopic Practice

Designed by A. J. WRIGHT, M.B., F.R.C.S.

Moulded in rubber with flexible meatus,
 mounted on a block to hold a series of cards
 with coloured representations of various con-
 ditions of the drumhead. Of great assistance
 to the Teacher, Student and Otologist.

London : SIMPKIN MARSHALL Ltd.

For Advertisement space in this Journal apply to :
HEADLEY BROTHERS, 109 Kingsway, London, W.C.2

Please mention *The Journal of Laryngology* when replying to advertisements

GOLDEN SQUARE THROAT, NOSE AND EAR HOSPITAL

Near Piccadilly Circus LONDON, W.1 *Gerrard 4058*

HONORARY MEDICAL STAFF

<p>SURGEONS: Mr. Lionel Colledge; Mr. F. C. Ormerod; Mr. A. R. Dingley; Mr. Gilbert H. Howells; Mr. J. F. Simpson; Mr. S. A. Beards; Mr. J. C. Hogg.</p> <p>ASSISTANT SURGEONS: Mr. J. Roydon Peacock; Mr. M. P. Ellis; Mr. G. Livingstone; Mr. S. E. Birdsall.</p> <p>PHYSICIANS: Dr. C. E. Lakin; Dr. N. L. Rusby.</p> <p>NEUROLOGIST: Dr. L. R. Yelland.</p> <p>PATHOLOGIST: Dr. J. A. Boycott.</p>	<p>OPHTHALMOLOGIST: Mr. F. A. Williamson-Noble.</p> <p>GENERAL SURGEON: Mr. Dickson Wright.</p> <p>DENTAL SURGEON: Mr. Hart.</p> <p>ASSISTANT DENTAL SURGEON: Mr. D. Hallon.</p> <p>RADIOLOGIST: Dr. Edith Hope.</p> <p>ANÆSTHETISTS: Dr. G. I. Moriarty; Dr. A. W. Matthew; Dr. S. Coffin; Dr. F. Longhurst; Dr. D. Lewis; Dr. G. Hochschild; Dr. G. Edwards; Dr. Blair Gould; Dr. R. T. Broad.</p>
---	--

The Hospital has **100** beds for In-patients and an annual Out-patient attendance of over **50,000**.

CLINICAL INSTRUCTION

Clinical instruction in the *Diagnosis and Treatment of Diseases of the Ear, Nose and Throat* is given in the Out-patient Department from **2 to 5 p.m.** daily, and on Tuesdays and Thursdays from **6 to 9 p.m.** also. Major operations are performed every morning and afternoon, except Saturdays, in the In-patient Operating Theatres. Minor Operations are performed in the Out-patient Operating Theatre on three mornings a week.

Practitioners and Medical Students are admitted to the practice of the Hospital as Post-Graduates. Clinical Assistants, whose duty it is to assist the staff, are appointed as vacancies occur.

For further information apply to the Dean: **GILBERT H. HOWELLS.**

In addition to the General Wards, there are Semi-private Wards and 11 Private Rooms. The charge for a Private Room is 7 guineas a week, plus a fee for the surgeon.

Further particulars may be obtained from F. P. CARROLL, *Secretary-Superintendent.*

NOW READY

THE ACOUSTIC METHOD

For the Training of the Deaf and Hard-of-Hearing Child

By **MAX A. GOLDSTEIN, M.D., LL.D.**

This Volume contains 244 pages; 50 illustrations

Textile Leather (Waterproof) Binding

\$3.00 Postage Prepaid

Twelve chapters, including Evolution of the Acoustic Method — Definition and Principles of the Acoustic Method — The Practice of the Acoustic Method — The Pupil: (1) The Deaf Child; (2) The Hard-of-Hearing Child; (3) The Pre-School Deaf Child — The Teacher — Case Recording — Tests of Hearing — Audiometers — The Audiogram — Hearing Aids — Tactile Training — Anatomy of the Ear.

Published by **THE LARYNGOSCOPE PRESS**

4574 West Papin Street

St. Louis, Mo.

Please mention *The Journal of Laryngology* when replying to advertisements

The Journal of Laryngology and Otology

(Founded in 1887 by MORELL MACKENZIE and NORRIS WOLFENDEN)

EDITED BY

WALTER HOWARTH

ASSISTED BY

W. M. MOLLISON

1. Original Articles are accepted on the condition that they have not been published elsewhere.
2. Manuscripts should be typewritten, on one side only of the paper, and well spaced.
3. Galley proofs and engraver's proofs of illustrations are sent to the author. Corrections, which should be kept to a minimum, must be clearly marked and no additional matter added.
4. Orders for reprints should be sent when returning galley proofs, and for this purpose special forms are supplied, on which the price of the reprints is stated.
5. Authors of Original Communications on Oto-Laryngology in other Journals are invited to send a copy, or two reprints, to the *Journal of Laryngology*. If they are willing, at the same time, to submit their own abstract (in English, French, Italian, or German) it will be welcomed.
6. Editorial Communications may be addressed to THE EDITOR, *Journal of Laryngology*, c/o HEADLEY BROTHERS, 109 Kingsway, London, W.C.2.
7. The Annual Subscription commencing with the January issue is Two Pounds sterling, post free, and is payable in advance.
8. Single copies, both of the present and the previous series, are on sale at Four Shillings each.
9. All Subscriptions, advertising and business communications should be sent to the Publishers, HEADLEY BROTHERS, 109 Kingsway, London, W.C.2.

United States of America

Orders for this Journal may be sent either through a local bookseller, or to Messrs. G. E. STECHERT & CO., 31-33 East 10th Street, New York, or may be sent direct to the Publishers, HEADLEY BROTHERS, 109 Kingsway, London, W.C.2, England.

Please mention *The Journal of Laryngology* when replying to advertisements

CONTENTS

	PAGE
INJURIES OF THE EAR. H. Macnaughton Jones (London)	189
CLINICAL RECORD—	
Mucocele of the Pharyngeal Ventrical, simulating Laryngocele. Philip Reading (Birmingham)	204
SOCIETIES' PROCEEDINGS—	
Royal Society of Medicine—Section of Otology	207
OBITUARY—	
MARKUS HAJEK	222
LETTER TO THE EDITOR	224